

The schedule of fixed assets in which relevant items regarding infrastructure augmentation highlighted for the year 2016-17, 2017-18 , 2018-19 and 2019-20, 2020-21."

Phone: OFF: 0481-2563638

**O. THOMAS & CO.**  
CHARTERED ACCOUNTANTS  
E-Mail: othomas.co@gmail.com

KOTTAYAM-686 002  
Date: 18-12-2021

## INDEPENDENT AUDITOR'S REPORT


We have audited the Balance Sheet of the M/s. PUSHPAGIRI COLLEGE OF DENTAL SCIENCES, Tiruvalla as at 31<sup>st</sup> March, 2021 and also the Income and Expenditure Account for the year ended on that date annexed thereto. These financial statements are the responsibility of the Management. Our responsibility is to express an opinion on these financial statements based on our audit.


We conducted our Audit in accordance with auditing standards generally accepted in India. Those standards require that we plan and perform the audit to obtain reasonable assurance about whether the financial statements are free of material misstatement. An audit also includes examining, on a test basis, evidence supporting the amounts and disclosures in the financial statements. An audit also includes assessing the accounting principles used and significant estimates made by the management, as well as evaluating the overall financial statement presentation.

### Auditors' Responsibility

Our responsibility is to express an opinion on these financial statements based on our audit. We conducted our audit in accordance with the Standards on Auditing issued by the Institute of Chartered Accountants of India. Those Standards require that we comply with the ethical requirements and plan and perform the audit to obtain reasonable assurance about whether the financial statements are free from material misstatement. An audit involves performing procedures to obtain audit evidence about the amounts and the disclosures in the financial statements. The procedures selected depend on the auditor's judgment, including the assessment of the risks of material misstatement of the financial statements, whether due to fraud or error. In making those risk assessments, the auditor considers the internal control relevant to the Association's preparation and fair presentation of the financial statements in order to design audit procedures that are appropriate in the circumstances, but not for the purpose of expressing an opinion on the effectiveness of the Association's internal control. An audit also includes evaluating the appropriateness of accounting policies used and the reasonableness of the accounting estimates made by the Management, as well as evaluating the overall presentation of the financial statements.

We believe that the audit evidence we have obtained is sufficient and appropriate to provide a basis for our audit opinion.



  
Dr. K. GEORGE VARGHESE  
PRINCIPAL  
PUSHPAGIRI COLLEGE OF DENTAL SCIENCES

**Schedule - 1**  
**Fixed Asset**

Particulars	Rate of Depreciation	Book Value as on 31.03.2020	Addition During the Year		Book Value as on 31.03.2021	Depreciation	WDV as on 31.03.2021
			More than 180 days	Less than 180 days			
Land- Dental college		3,75,00,000.00			3,75,00,000.00	-	3,75,00,000.00
Hostel	10%	26,17,331.00			26,17,331.00	2,61,733.10	23,55,597.90
Dental College	10%	2,74,00,786.72			2,74,00,786.72	27,40,078.67	2,46,60,708.05
Dental Clinic Medicity	10%	8,74,502.20			8,74,502.20	87,450.22	7,87,051.98
Primary Health Centre	10%	1,54,507.82			1,54,507.82	15,450.78	1,39,057.04
Dental College Extension	10%	21,26,380.95			21,26,380.95	2,12,638.10	19,13,742.86
Domestic Equipments -Medicity	10%	5,99,225.15	53,105.00		6,52,330.15	65,233.02	5,87,097.14
Furniture - Dental College	10%	19,62,757.40	17,500.00	15,300.00	19,78,057.40	1,96,275.74	17,81,781.66
Domestic Equipment - Dental College	15%	8,52,526.99	1,78,527.00	2,955.00	8,72,981.99	1,30,504.05	7,42,477.95
Machinery & Equipment -Dental College	15%	95,05,272.64		12,43,815.00	1,09,27,614.64	14,52,569.95	94,75,044.69
Hospital Equipment & Machinery-Dental College	15%	45,81,600.89			45,81,600.89	6,87,240.13	38,94,360.76
Equipments- Dental College	10%	68,79,468.36	86,757.00	3,29,215.00	68,79,468.36	6,87,946.84	61,91,521.52
Computers - Dental College	40%	3,51,705.00		1,88,726.00	7,67,677.00	1,75,384.80	5,92,292.20
Library Books	10%	1,44,71,459.71			1,46,60,185.71	14,47,145.97	1,32,13,039.74
		<b>10,98,77,524.85</b>	<b>3,35,889.00</b>	<b>17,80,011.00</b>	<b>11,19,93,424.85</b>	<b>81,59,651.36</b>	<b>10,38,33,773.49</b>

Place: Thiruvalla

Date : 13-12-2021

*[Signature]*



*[Signature]*

Dr. K. GEORGE VARGHESE  
Principal

For Pushpagiri Medical Society

*[Signature]*



Phone: OFF: 0481-2563638.

**O. THOMAS & CO.**  
CHARTERED ACCOUNTANTS  
E-Mail: othomas.co@gmail.com

KOTTAYAM-686 002  
Date: 21-11-2020

INDEPENDENT AUDITOR'S REPORT  
PUSHPAGIRI MEDICAL SOCIETY, THIRUVALLA

We have audited the consolidated Balance Sheet of the M/s. PUSHPAGIRI MEDICAL SOCIETY, THIRUVALLA (Unit I, Unit II & Unit III) as at 31<sup>st</sup> March, 2020 and also the Income and Expenditure Account for the year ended on that date annexed thereto. These financial statements are the responsibility of the Management. Our responsibility is to express an opinion on these financial statements based on our audit.

We conducted our Audit in accordance with auditing standards generally accepted in India. Those standards require that we plan and perform the audit to obtain reasonable assurance about whether the financial statements are free of material misstatement. An audit also includes examining, on a test basis, evidence supporting the amounts and disclosures in the financial statements. An audit also includes assessing the accounting principles used and significant estimates made by the management, as well as evaluating the overall financial statement presentation.

**Auditors' Responsibility**

Our responsibility is to express an opinion on these financial statements based on our audit. We conducted our audit in accordance with the Standards on Auditing issued by the Institute of Chartered Accountants of India. Those Standards require that we comply with the ethical requirements and plan and perform the audit to obtain reasonable assurance about whether the financial statements are free from material misstatement. An audit involves performing procedures to obtain audit evidence about the amounts and disclosures in the financial statements. The procedures selected depend on the auditor's judgment, including the assessment of the risks of material misstatement of the financial statements, whether due to fraud or error. In making those risk assessments, the auditor considers the internal control relevant to the Association's preparation and fair presentation of the financial statements in order to design audit procedures that are appropriate in the circumstances, but not for the purpose of expressing an opinion on the effectiveness of the Association's internal control. An audit also includes evaluating the appropriateness of accounting policies used and the reasonableness of the accounting estimates made by the Management, as well as evaluating the overall presentation of the financial statements.

We believe that the audit evidence we have obtained is sufficient and appropriate to provide a basis for our audit opinion.




Particulars	Cur. Year 2019-20		Prev. Year 2018-19	
	Amount (Rs)		Amount (Rs)	
<b>C) Funds</b>				
Research Fund - IURA	5,000.00		5,000.00	
Research Fund - KSCSTI	2,92,818.00		2,92,818.00	
Research Fund - IPRC	30,89,448.00		30,89,448.00	
Research Fund - HCS in Kuttanadu	1,00,000.00		1,00,000.00	
SEERB	10,12,800.00			
Biorachary	62,453.00		87,000.00	
CME Fund	14,49,493.36	69,72,080.36	11,55,525.36	56,89,857.36
<b>E) Deposits &amp; Advances - Edu. Institutions</b>				
Fee Refundable - Medical College	2,03,800.00		6,04,871.00	
Fee Refundable - Pharmacy College			1,49,000.00	
Fee Refundable - P.C.AHS	1,09,680.00			
Caution Deposit - Medical College PG	31,12,500.00		28,13,500.00	
Caution Deposit - Medical College UG	41,11,362.00		36,51,677.00	
Caution Deposit - College of Nursing	25,04,750.00		26,74,750.00	
Caution Deposit - Dental College	17,48,930.00		16,27,962.00	
Caution Deposit - Allied Health Sciences	2,87,270.00		3,94,270.00	
Caution Deposit - Pharmacy College	58,68,427.00		62,17,257.00	
Caution Deposit - School of Nursing	4,84,125.00		4,84,125.00	
Hostel Deposit - Medical College	96,48,103.00		1,00,43,603.00	
Hostel Deposit - Dental College	30,48,396.00		27,67,396.00	
Hostel Deposit - Pharmacy College	27,47,584.00		26,97,084.00	
Hostel Deposit - Nursing College	9,550.00	3,39,51,507.00	9,550.00	3,41,35,045.00
<b>D) Other Payables and Provisions</b>				
Advance From Patients		20,93,019.07		7,80,942.00
Electricity Payable		41,06,935.00		-
Telephone Charges Payable		77,379.00		-
Insurance Premium Payable		13,50,387.00		-
Consumer Redressal Payable		2,67,000.00		-
L.I.C Salary Saving		12,664.50		12,664.50
Forgo Salary		62,13,521.00		65,21,771.00
Flood Relief		-		10,08,897.00
PKF		1,800.00		1,800.00
Pushpagiri Staff Welfare		3,24,043.00		2,18,871.00
Salary & Stipend payable		13,77,83,018.00		15,49,19,039.00
<b>Gratuity Payable</b>				
Opening balance	3,41,16,224.00		3,28,47,902.00	
Provision for the year	90,00,000.00		60,00,000.00	
Less: Gratuity Paid	(84,78,740.00)	3,46,37,484.00	(47,31,678.00)	3,41,16,224.00
		18,68,67,250.57		19,75,80,208.50
<b>Total (A to F)</b>		47,53,43,251.69		46,35,72,770.21


For O. Thomas & Co.  
Chartered Accountants


Place: Thiruvalla  
Date: 16-11-2020

For Pushpagiri Medical Society



Dr. K. George Varghese  
Principal  
Pushpagiri College of Dental Sciences  
Thiruvalla - 689 101, Kerala, India



  
Dr. K. GEORGE VARGHESE  
PRINCIPAL  
Pushpagiri College of Dental Sciences

Particulars	Book Value as on 31.03.2019	Addition During the Year		Book Value as on 31.03.2019	Depreciation	WDV as on 31.03.2020
		More than 180 days	Less than 180 days			
<b>SCHEDULE 3 - PLANT &amp; MACHINERY 15%</b>						
Generator	35,89,337.84			35,89,337.84	3,38,400.68	30,50,937.17
Transformer	11,57,833.08	1,28,101.00		12,85,934.08	1,92,890.11	10,93,043.97
Power Station	70,99,196.96	4,82,395.00		75,81,591.96	11,37,238.79	64,44,353.16
EPABX	8,99,062.42			8,99,062.42	1,34,459.36	7,64,603.06
Lift	99,70,276.51	8,00,000.00	15,44,190.00	1,23,14,466.51	16,15,541.48	1,06,98,925.03
Bio-Gas Plant	69,659.81			69,659.81	10,448.47	59,211.34
A/C Plant	28,76,105.55	16,78,751.73	86,94,015.00	1,32,49,872.28	4,43,228.59	1,25,06,643.69
Incinerator	62,23,538.87			62,23,538.87	4,73,339.83	52,00,199.04
Mortuary	90,729.97	15,375.00	2,65,190.00	96,724.97	13,649.30	75,120.48
Domestic Equipment - Dental College	6,75,609.70			31,90,136.61	1,03,447.70	8,32,526.69
Water Treatment Plant	31,90,136.61			31,90,136.61	4,78,529.49	27,11,607.12
Machinery & Equipment - Dental College	1,11,82,673.69			1,11,82,673.69	1,77,411.95	95,05,261.74
Hospital Equipment & Machinery - Dental College	2,98,792.82	6,160.00	43,22,391.00	46,27,345.82	1,17,742.42	43,81,603.40
Solar power plant	64,96,676.86			64,96,676.86	1,14,341.33	55,22,335.53
Sewage Treatment Plant	23,11,006.43			23,11,006.43	1,46,833.96	19,34,172.47
<b>Total</b>	<b>5,61,30,637.13</b>	<b>31,10,782.73</b>	<b>1,48,25,786.00</b>	<b>7,40,67,205.86</b>	<b>98,86,212.98</b>	<b>6,51,80,992.88</b>

Particulars	Book Value as on 31.03.2019	Addition During the Year		Book Value as on 31.03.2019	Depreciation	WDV as on 31.03.2020
		More than 180 days	Less than 180 days			
<b>SCHEDULE 4 - EQUIPMENT 10%</b>						
Hospital Equipments	29,32,94,969.01	63,51,882.48	3,91,71,979.44	33,90,18,820.93	2,34,84,695.15	30,40,34,125.78
Cath lab	3,01,58,884.37			3,01,58,884.37	3,01,58,884.37	4,37,766.29
Cardiac Theatre	4,84,116.99			4,84,116.99	48,411.79	4,35,705.20
Equipments - Dental College	65,61,501.25	4,61,397.00	3,38,839.00	75,81,738.18	12,289.43	68,31,448.75
Equipments - Pharmacy College	23,89,914.49	44,000.00		24,33,914.49	3,17,591.45	21,16,323.04
Domestic Equipments - Pharmacy College	5,90,970.47			5,90,970.47	91,907.05	4,99,063.42
Medical Gas Pipeline System	32,08,152.21	6,74,751.00	11,49,628.00	50,32,531.21	3,88,290.32	46,44,240.89
Monitors & Defibrillators	57,18,180.38	70,800.00	2,19,518.00	60,08,498.38	3,78,008.04	54,20,490.34
CSSD Equipments	10,42,205.34			10,42,205.34	1,04,220.53	9,37,984.81
Heart Hospital Equipments	55,75,087.69			55,75,087.69	1,17,308.77	54,57,778.92
Research Equipments	18,29,156.91			18,29,156.91	52,315.69	15,46,841.22
Domestic Equipment-Research Centre	78,007.95			78,007.95	7,800.79	70,207.16
Camera	18,36,749.31	13,865.00	70,210.00	19,20,824.31	5,011.43	1,75,812.88
Electrical Equipments	1,00,890.47	34,950.00		1,35,840.47	3,378.05	1,32,462.42
Lab Equipments- Research Centre	2,18,246.21			2,18,246.21	31,824.62	1,86,421.59
<b>Total</b>	<b>35,30,86,943.05</b>	<b>78,51,145.48</b>	<b>4,11,70,193.37</b>	<b>40,21,08,281.90</b>	<b>3,68,93,808.85</b>	<b>36,60,14,473.05</b>



*[Handwritten signature]*

Dr. K. GEORGE VARGHESE  
PRINCIPAL  
Pushpanjiri College of Dental Sciences

Particulars	Book Value as on 31.03.2019	Addition During the Year		Book Value as on 31.03.2019	Depreciation	WDV as on 31.03.2020
		More than 180 days	Less than 180 days			
<b>SCHEDULE 5 - COMPUTERS 60%</b>						
Computers - Hospital	80,23,447.42	1,90,738.49	19,98,364.69	1,98,12,550.60	9,25,674.36	29,86,876.24
Computer Software	7,20,520.00	5,74,750.00	2,68,135.00	15,63,425.00	3,18,108.00	10,45,317.00
Computers - Dental College	3,67,371.00	2,19,803.00		5,87,174.00	2,34,477.00	3,52,697.00
Computers - Pharmacy College	2,32,494.72	2,21,115.00		4,53,609.72	3,83,867.89	73,741.83
Computers - Medical College	23,808.00	14,000.00		37,808.00	13,127.29	24,680.71
<b>Total</b>	<b>93,67,641.14</b>	<b>33,25,667.49</b>	<b>22,66,519.69</b>	<b>1,49,59,828.32</b>	<b>59,77,243.65</b>	<b>89,82,584.67</b>

Particulars	Book Value as on 31.03.2019	Addition During the Year		Book Value as on 31.03.2019	Depreciation	WDV as on 31.03.2020
		More than 180 days	Less than 180 days			
<b>SCHEDULE 6 - MOTOR VEHICLE 10%</b>						
Motor Vehicles	71,75,850.66	17,89,813.00	3,83,350.31	97,49,013.97	9,36,566.77	88,12,447.20
Pharmacy College Bus	18,16,416.90			18,16,416.90	1,61,641.60	16,54,775.30
<b>Total</b>	<b>89,92,267.56</b>	<b>17,89,813.00</b>	<b>3,83,350.31</b>	<b>1,11,65,430.77</b>	<b>10,98,208.37</b>	<b>1,00,67,222.40</b>

Particulars	Book Value as on 31.03.2019	Addition During the Year		Book Value as on 31.03.2019	Depreciation	WDV as on 31.03.2020
		More than 180 days	Less than 180 days			
<b>SCHEDULE 7 - LIBRARY BOOKS 10%</b>						
Pharmacy College	1,38,01,358.01	3,36,875.00	15,67,125.00	1,57,05,358.01	4,73,827.30	15,26,530.71
Nursing College	18,35,189.38	1,70,973.00	4,87,844.39	24,94,006.38	3,70,966.24	21,23,040.14
School of Nursing	38,66,550.45	74,320.00		39,40,870.45	14,987.82	38,25,882.63
Allied College	1,74,321.14			1,74,321.14	17,127.14	1,57,193.99
Med. al College	19,092.00	18,39,307.00	6,17,962.00	19,692.00	1,400.29	18,291.71
<b>Total</b>	<b>6,10,64,129.96</b>	<b>26,21,475.00</b>	<b>26,72,950.00</b>	<b>8,69,58,554.96</b>	<b>8,38,201.80</b>	<b>7,85,783.16</b>

For O' Thomas & Co  
Chartered Accountants

Place: Hiruvalla  
Date: 16.11.2020

*(Signature)*

**PUSHPAGIRI**  
Hiruvalla  
MYSURU

**D.K. GEORGE VARGHESE**  
PUSHPAGIRI HIRUVALLA  
MYSURU

*(Signature)*

PUSHPAGIRI MEDICAL SOCIETY, THIRUVALLA

ANNEXURE VII - Expenditure

Particulars	Hospital	Medical College	Dental College	Pharmacy College	Nursing College	Allied College	Research Centre	Grand Total
<b>SCHEDULE - O ADMINISTRATIVE EXPENSES</b>								
Audit Fee & Others	6,37,148.00	-	-	-	-	-	-	6,69,098.00
ICRA Audit Fees	32,400.00	-	-	-	-	-	-	32,400.00
Insurance	12,75,776.00	1,19,246.00	-	1,83,502.00	-	-	-	17,43,954.00
LPG Expenses	12,354.00	3,556.00	66,129.00	15,750.00	1,65,400.00	-	-	97,798.00
Newspaper & Periodicals	2,01,853.18	-	-	-	-	-	-	2,01,853.00
Postage	89,120.00	30,173.00	8,444.00	8,906.00	4,722.00	41.00	800.00	2,01,853.00
Printing & Stationary	62,05,123.57	-	4,05,885.00	1,52,480.00	17,573.00	680.00	4,650.00	67,86,292.00
Subscriptions and Journals			7,17,444.00	5,32,681.00	4,30,998.00	-	-	32,70,975.00
Professional Charges	49,39,246.00	-	6,000.00	-	-	-	-	49,45,246.00
Travelling & Conveyance	11,05,802.60	1,92,290.00	49,944.00	36,713.00	1,413.00	2,784.00	-	13,88,947.00
<b>Total</b>	<b>1,45,18,823.35</b>	<b>19,35,217.00</b>	<b>12,53,746.00</b>	<b>9,29,941.00</b>	<b>6,20,136.00</b>	<b>3,505.00</b>	<b>17,400.00</b>	<b>1,92,78,769.00</b>
<b>SCHEDULE - P HOSPITAL RUNNING EXPENSES</b>								
Birth & Death Registration	2,29,100.00	-	-	-	-	-	-	2,29,100.00
Lab Test Outsourced	30,25,705.00	-	-	-	-	-	-	30,25,705.00
Medical Record Digitization	15,64,212.00	-	-	-	-	-	-	15,64,212.00
Medicines Exp.	5,75,630.00	-	-	-	-	-	-	5,75,630.00
NABL Registration	59,000.00	-	-	-	-	-	-	59,000.00
Pollution Control & Water Analysis Expense	1,85,332.00	-	-	-	-	-	-	1,85,332.00
Refund of Collected Bills	11,75,796.00	-	-	-	-	-	-	11,75,796.00
Rent on Equipments	6,12,277.00	-	-	-	-	-	-	6,12,277.00
Research Exp. & Lab Purchases	1,00,993.44	-	-	-	-	-	-	1,00,993.00
Travel Allowance - ESBY	5,100.00	-	-	-	-	-	-	5,100.00
Laundry Expense	21,26,125.00	-	-	-	-	-	-	21,26,125.00
Waste Disposal Expenses	9,95,293.00	-	-	-	-	-	-	9,95,293.00
Room Maintenance	6,000.00	-	-	-	-	-	-	6,000.00
Sub Center Expense	8,08,137.00	-	-	-	-	-	-	8,08,137.00
<b>Total</b>	<b>1,14,68,700.44</b>	<b>-</b>	<b>-</b>	<b>-</b>	<b>-</b>	<b>-</b>	<b>-</b>	<b>1,14,68,700.00</b>
<b>SCHEDULE - Q DIETARY &amp; MISS EXPENSES</b>								
Dietary Expense Hospital	1,11,88,691.00	-	-	-	-	-	-	1,11,88,691.00
Dietary Expense Medicity	1,88,073.00	1,75,69,301.00	74,16,314.00	94,44,103.00	59,31,530.00	-	-	1,88,073.00
Miss Expense	1,13,76,764.00	1,75,69,301.00	74,16,314.00	94,44,103.00	59,31,530.00	-	-	4,03,61,248.00
<b>Total</b>	<b>1,13,76,764.00</b>	<b>1,75,69,301.00</b>	<b>74,16,314.00</b>	<b>94,44,103.00</b>	<b>59,31,530.00</b>	<b>-</b>	<b>-</b>	<b>5,17,39,012.00</b>




**PUSHPAGIRI MEDICAL SOCIETY  
THIRUVALLA  
CONSOLIDATED BALANCE SHEET AS ON 31.03.2019**

SOURCES OF FUNDS	Sch	Cur. F.Year 2018-19 Amount (Rs)	Prev. F.Year 2017-18 Amount (Rs)
Capital Fund	A	27,15,23,770.20	27,15,23,770.20
Reserves	B	57,97,98,785.24	58,75,78,094.38
Loans and Borrowings	C	1,31,90,32,221.86	1,25,85,16,096.91
Current Liabilities	D	46,31,97,430.21	46,10,72,226.36
<b>Total</b>		<b>2,63,35,52,207.51</b>	<b>2,57,86,90,187.85</b>

APPLICATION OF FUNDS	Sch	Cur. F.Year 2018-19 Amount (Rs)	Prev. F.Year 2017-18 Amount (Rs)
Fixed Assesst	E	1,76,03,16,005.25	1,84,65,28,856.24
Investments	F	6,99,094.45	6,99,094.45
Current Assets	G	67,85,73,297.80	58,51,34,573.26
Miscellaneous Expenditure & Loss	G-1	19,39,63,810.01	14,63,27,663.90
<b>Total</b>		<b>2,63,35,52,207.51</b>	<b>2,57,86,90,187.85</b>

For, O.Thomas & Co.  
Chartered Accountants



Place: Thiruvalla  
Date : 16-09-2019

For, Pushpagiri Medical Society

Rev. Fr. Jose Kallanjiyil  
Secretary  
Pushpagiri Medical Society  
Thiruvalla - 689 101, Kerala, India

**Notes:**

1. All assets are stated at net realisable
2. Sundry creditors & Sundry debtors are subject to confirmation
3. Stock is valued at lower of cost or net realisable value by the management
4. Previous year figures have been rescheduled



Rev. Fr. Jose Kallanjiyil  
Secretary  
Pushpagiri Medical Society  
Thiruvalla - 689 101, Kerala, India



Particulars	Cur. F. Year 2018-19		Prev. F. Year 2017-18	
	Amount (Rs)		Amount (Rs)	
<b>E) Deposits &amp; Advances - Edu. Institutions</b>				
Bond Fee - School of Nursing	-	-	1,87,610.00	-
Multi Purpose Bond Fee	-	-	9,33,500.00	-
Colleigate Education Scholarship- Pharmacy	-	-	41,000.00	-
Students Personal Account- School of Nursing	-	-	15,94,730.00	-
Education Loan (PCN)	-	-	50,500.00	-
Fee Refundable Medical College	6,04,871.00	-	-	-
Fee Refundable Pharmacy College	1,49,000.00	-	-	-
Caution Deposit Medical College PG	28,13,500.00	-	-	-
Caution Deposit Medical College UG	36,51,677.00	-	20,66,000.00	-
Caution Deposit College of Nursing	26,74,750.00	-	41,10,427.00	-
Caution Deposit Dental College	16,27,962.00	-	26,94,750.00	-
Caution Deposit Allied Health Sciences	3,94,270.00	-	16,98,478.00	-
Caution Deposit Pharmacy College	62,17,257.00	-	2,05,270.00	-
Caution Deposit School of Nursing	4,84,125.00	-	62,82,257.00	-
Hostel Deposit Medical College	1,00,43,603.00	-	5,50,125.00	-
Hostel Deposit Dental College	27,67,396.00	-	95,91,603.00	-
Hostel Deposit Pharmacy College	26,97,084.00	-	24,52,396.00	-
Hostel Deposit Nursing College	9,550.00	-	26,46,054.00	-
		<b>3,41,35,045.00</b>	<b>17,700.00</b>	<b>3,51,22,400.00</b>
<b>F) Other Payables and Provisions</b>				
Advance From Patients		4,05,602.00		17,89,220.10
L.I.C Salary Saving		12,664.50		12,664.50
Forgo Salary		65,21,771.00		64,08,771.00
Flood Relief		10,08,897.00		-
PKF		1,800.00		1,800.00
Pushpagiri Staff Welfare		2,18,871.00		2,68,447.00
Salary payable		15,49,19,039.00		11,79,41,435.09
<u>Gratuity Payable</u>				
Opening balance	3,28,47,902.00		3,10,84,092.00	
Provision for the year	60,00,000.00		40,00,000.00	
Less: Gratuity Paid	(47,31,678.00)		(22,36,190.00)	
		<b>3,41,16,224.00</b>		<b>3,28,47,902.00</b>
<b>Total (AtoF)</b>		<b>19,72,04,868.50</b>		<b>15,92,70,239.69</b>
		<b>46,31,97,430.21</b>		<b>46,10,72,226.36</b>

For O.Thomas & Co.  
Chartered Accountants

For Pushpagiri Medical Society

Place: Thiruvalla  
Date: 16-09-2019

*(Handwritten Signature)*

*(Handwritten Signature)*



Rev. Fr. Jose Kallumalickal  
Secretary  
Pushpagiri Medical Society  
Thiruvalla - 689 101, Kerala, India

*(Handwritten Signature)*



Pushpagiri



GE VARGHESE  
CIPAL

Particulars	Book Value as on 31.03.2018	Addition During the Year		Book Value as on 31.03.2019	Depreciation	WDV as on 31.03.2019
		More than 180 days	Less than 180 days			
<b>SCHEDULE I A - BUILDING 10% BLOCK</b>						
I.V Fluid Room	5,901.31			5,901.31	590.13	5,311.18
Drinking Water System	1,57,854.32			1,57,854.32	15,785.43	1,42,068.89
Water Tank	7,57,986.61			7,57,986.61	75,798.66	6,82,187.95
Road & Rails	1,36,49,412.67	1,09,271.00	1,56,648.00	1,36,49,412.67	13,75,868.37	1,25,39,463.30
Bridge	1,04,30,258.37			1,04,30,258.37	10,43,025.84	93,87,232.53
Bore Well	74,30,449.95			74,30,449.95	7,43,045.00	66,87,404.96
College of Nursing	38,492.28			38,492.28	3,849.23	34,643.05
Compound Wall	4,59,324.78			4,59,324.78	45,932.48	4,13,392.30
Pharmacy College Building	54,38,470.80			54,38,470.80	5,43,847.08	48,94,623.72
Dental College	2,19,02,439.64			2,19,02,439.64	21,90,243.96	1,97,12,195.67
Girls Hostel, Perumthuruthy	3,38,28,131.75			3,38,28,131.75	33,82,813.18	3,04,45,318.56
P. H Centre, Pulinkunnu	1,45,73,196.30			1,45,73,196.30	14,57,319.63	1,31,15,876.67
Dental Clinic Medcity	12,11,627.15			12,11,627.15	1,21,162.72	10,90,464.44
Play Ground	10,79,632.35			10,79,632.35	1,07,963.24	9,71,669.12
Primary Health Centre	28,75,974.44			28,75,974.44	2,87,597.44	25,88,376.99
Staff Nurses Hostel	1,90,750.40			1,90,750.40	19,075.04	1,71,675.36
Generator Room, Septic Tank	4,97,97,680.59			4,97,97,680.59	49,79,768.06	4,48,17,912.53
Water Supply, Plumbing & Drainage	26,77,242.48			26,77,242.48	2,677,24.25	24,09,518.23
New Building	52,51,689.06			52,51,689.06	5,251,68.91	47,26,520.16
Kitchen Block-M & C	3,67,79,603.13			3,67,79,603.13	36,77,960.31	3,31,01,642.82
BSC Nursing College	1,45,26,101.67	15,45,645.00		1,45,26,101.67	14,52,610.17	1,30,73,491.51
Doctors Quarters Phase II	8,88,63,136.49			8,88,63,136.49	90,40,878.15	8,13,67,903.34
Dental College Extension	24,55,325.95			24,55,325.95	2,45,532.59	22,09,793.35
Dining Hall Medcity	26,25,161.67			26,25,161.67	2,62,516.17	23,62,645.50
	88,20,972.00			88,20,972.00	8,82,097.20	79,38,874.80
<b>Total</b>	<b>32,58,26,816.15</b>	<b>16,54,916.00</b>	<b>1,56,648.00</b>	<b>32,76,38,380.15</b>	<b>3,27,48,173.22</b>	<b>29,48,90,206.94</b>

Particulars	Book Value as on 31.03.2018	Addition During the Year		Book Value as on 31.03.2019	Depreciation	WDV as on 31.03.2019
		More than 180 days	Less than 180 days			
<b>SCHEDULE E 2 - FURNITURE &amp; FITTINGS 10%</b>						
Domestic Equipments	2,51,85,458.62			2,51,85,458.62	26,77,715.85	2,46,82,733.77
Furniture & Fittings	1,82,21,790.53	15,91,699.88	5,83,291.08	1,82,21,790.53	18,47,063.10	1,70,18,719.85
Pharmacy College Equipment	14,39,924.44	2,48,840.43	3,95,151.98	1,88,65,782.94	1,43,992.44	12,95,831.99
Furniture - Medical College	7,60,534.59			7,60,534.59	76,053.46	6,84,481.13
Furniture - Dental College	23,73,601.73	16,500.00	29,780.00	23,73,601.73	2,39,010.17	21,80,841.56
Furniture- Pharmacy College	7,54,792.79	21,120.00		7,75,912.79	77,591.28	6,98,321.52
Furniture- School of Nursing	1,338.05			1,338.05	133.80	1,204.24
Furniture- Research Centre	28,700.00			28,700.00	2,870.00	25,830.00
Electrical Fittings	35,79,393.91	12,675.71		35,92,069.62	3,59,206.96	32,32,862.66
Electrical Fittings-Pharmacy College	1,02,865.50			1,02,865.50	10,286.55	92,578.95
Gymnasium	38,125.62			38,125.62	3,812.56	34,313.06
<b>Total</b>	<b>5,24,86,525.78</b>	<b>18,90,836.02</b>	<b>10,08,193.06</b>	<b>5,53,85,554.86</b>	<b>54,37,736.18</b>	<b>4,99,47,818.68</b>

  
 K. P. K. Kallikkal  
 Secretary  
 Pushpangi Medical Society  
 (Reg. No. 689/101, Kerala, India)



Particulars	Book Value as on 31.03.2018	Addition During the Year		Book Value as on 31.03.2019	Depreciation	WDV as on 31.03.2019
		More than 180 days	Less than 180 days			
<b>SCHEDULE E.3 - PLANT &amp; MACHINERY 15%</b>						
Generator	42,22,750.40			42,22,750.40	6,33,412.56	35,89,337.84
Transformer	13,62,156.57			13,62,156.57	2,04,323.49	11,57,833.08
Power Station	83,51,996.42			83,51,996.42	12,52,799.46	70,99,196.96
EPABX	10,57,720.49			10,57,720.49	1,59,678.07	8,98,042.42
Lift	1,05,92,399.42		9,66,737.00	1,15,59,136.42	13,88,659.91	99,70,476.51
Bio-Gas Plant	81,952.72			81,952.72	12,292.91	69,659.81
A C Plant	33,83,653.59			33,83,653.59	9,07,549.04	24,76,104.55
Incinerator	73,21,810.44			73,21,810.44	10,08,271.57	63,13,538.87
Mortuary	1,06,741.15			1,06,741.15	16,071.17	90,670.07
Domestic Equipment - Dental College	5,68,939.65	22,270.31	1,72,099.00	7,47,308.96	98,239.95	6,49,069.01
Water Treatment Plant	37,53,101.89			37,53,101.89	5,62,065.28	31,91,036.61
Machinery & Equipments - Dental College	1,24,91,490.64	6,34,789.11	25,336.10	1,31,51,615.84	19,66,701.95	1,11,84,913.89
Hospital Equipment & Machinery - Dental College	3,51,520.96			3,51,520.96	52,738.14	2,98,782.82
Solar power plant	76,43,149.25			76,43,149.25	11,46,472.39	64,96,676.86
Sewage Treatment Plant	27,18,831.10			27,18,831.10	4,07,524.96	23,11,306.14
<b>Total</b>	<b>6,40,08,234.68</b>	<b>6,57,489.00</b>	<b>11,64,772.00</b>	<b>6,58,30,495.68</b>	<b>96,09,658.55</b>	<b>5,62,20,837.13</b>

Particulars	Book Value as on 31.03.2018	Addition During the Year		Book Value as on 31.03.2019	Depreciation	WDV as on 31.03.2019
		More than 180 days	Less than 180 days			
<b>SCHEDULE E.4 - EQUIPMENT 10%</b>						
Hospital Equipments	31,03,75,628.12	35,41,702.16	1,07,69,371.76	32,46,56,702.04	13,34,02,733.03	20,32,53,968.01
Cardiac Theatre	3,35,09,871.52			3,35,09,871.52	13,10,987.15	3,01,98,884.37
Equipments - Dental College	5,37,907.77			5,37,907.77	33,790.78	4,84,116.99
Equipments - Pharmacy College	72,90,356.95			72,90,356.95	7,29,035.69	65,61,321.26
Domestic Equipments - Pharmacy College	26,55,460.54			26,55,460.54	2,65,546.05	23,89,914.49
Medical Gas Pipeline System	6,56,633.85			6,56,633.85	85,001.59	5,71,632.26
Mortuary & Defibrillators	24,95,652.68			24,95,652.68	3,32,302.47	21,63,350.21
CSSD Equipments	36,26,618.48	10,27,372.00	37,430.00	35,60,420.48	1,62,004.45	33,98,416.03
Heart Hospital Equipments	11,58,005.93		24,54,223.75	60,80,942.25	1,15,800.59	59,65,141.66
Research Equipments	61,89,042.88	5,499.00		61,94,541.88	8,19,454.39	53,75,087.49
Domestic Equipment - Research Centre	19,91,516.56	40,880.00		20,32,396.56	3,06,075.30	17,26,321.26
Camera	86,675.50			86,675.50	1,99,403.48	1,12,702.02
Electrical Equipments	17,83,855.79	2,11,179.00	41,218.00	20,36,252.79	1,12,000.52	19,24,252.27
Lab Equipments - Research Centre	1,12,000.52			1,12,000.52	1,30,015.05	1,08,985.47
<b>Total</b>	<b>2,42,495.78</b>	<b>48,26,632.16</b>	<b>1,33,02,243.51</b>	<b>39,08,40,788.55</b>	<b>1,79,33,858.38</b>	<b>2,13,24,666.21</b>

Particulars	Book Value as on 31.03.2018	Addition During the Year		Book Value as on 31.03.2019	Depreciation	WDV as on 31.03.2019
		More than 180 days	Less than 180 days			
<b>SCHEDULE E.5 - COMPUTERS 60%</b>						
Computer - Hospital	1,26,41,034.26	36,74,459.33	11,97,249.98	1,78,12,743.57	47,39,296.15	80,73,447.42
Computer - Software	2,53,515.00	3,80,000.00	5,68,520.00	9,42,035.00	2,38,000.00	7,04,035.00
Computers - Dental College	4,57,336.80		2,65,903.11	7,23,240.91	1,52,109.80	5,71,131.11
Computers - Pharmacy College	59,520.00		44,304.00	1,03,824.00	2,78,402.16	3,24,426.16
Computers - Medical College	1,34,11,406.06	40,54,459.33	23,81,294.98	1,98,47,160.37	18,79,314.23	1,79,67,846.14
<b>Total</b>						

  
 DEPARTMENT OF ACCOUNTS  
 DENTAL COLLEGE, PHARMACY COLLEGE, MEDICAL COLLEGE  
 PUNE

Particulars	Book Value as on 31.03.2018	Addition During the Year		Book Value as on 31.03.2019	Depreciation	WDV as on 31.03.2019
		More than 180 days	Less than 180 days			
<b>SCHEDULE 6 - MOTOR VEHICLE 10%</b>						
Motor Vehicles	79,73,167.40			79,73,167.40	7,97,316.74	71,75,850.66
Pharmacy College Bus	20,18,241.00			20,18,241.00	2,01,824.10	18,16,416.90
<b>Total</b>	<b>99,91,408.40</b>			<b>99,91,408.40</b>	<b>9,99,140.84</b>	<b>89,92,267.56</b>
<b>Particulars</b>	<b>Book Value as on 31.03.2018</b>	<b>Addition During the Year</b>		<b>Book Value as on 31.03.2019</b>	<b>Depreciation</b>	<b>WDV as on 31.03.2019</b>
		<b>More than 180 days</b>	<b>Less than 180 days</b>			
<b>SCHEDULE E7 - LIBRARY BOOKS 10%</b>						
Dental College	1,26,45,854.68	13,91,872.00	11,67,404.00	1,52,05,130.68	14,03,772.67	1,38,01,358.01
Pharmacy College	19,42,777.09	67,600.00	25,850.00	20,36,227.09	2,01,037.71	18,35,189.38
Nursing College	38,70,706.06		3,82,915.00	42,53,621.06	3,87,070.61	38,66,550.45
School Of Nursing	1,93,690.16			1,93,690.16	19,369.02	1,74,321.14
Allied College	6,52,183.10.40	6,79,054.00	19,092.00	19,092.00		19,092.00
Medical College	8,38,71,338.39	21,38,526.00	17,56,502.00	6,76,53,866.40	65,89,736.44	6,10,64,129.96
<b>Total</b>		<b>21,38,526.00</b>	<b>33,51,763.00</b>	<b>8,39,61,627.39</b>	<b>86,00,866.44</b>	<b>8,07,60,640.95</b>

For O.Thomas & Co.  
Chartered Accountants

Place: Thiruvalla  
Date : 16-09-2019

For Pushpagiri Medical Society

*[Handwritten Signature]*

*[Handwritten Signatures]*



Pushpagiri Medical Society  
Thiruvalla, Kerala, India

PUSHPAGIRI MEDICAL SOCIETY  
PUSHPAGIRI  
Pushpagiri College of Dental Sciences



PUSHPAGIRI MEDICAL SOCIETY, THIRUVALLA

Particulars	Hospital	Medical College	Dental College	Pharmacy College	Nursing College	Allied College	Research Centre	Nursing School	Total
<b>Schedule L - Salary &amp; Allowances</b>									
Salary	34,35,88,176.91	3,75,91,124.00	5,42,34,291.00	1,72,84,774.00	91,92,968.00	9,83,767.00	8,55,000.00		80,06,46,334.00
Prof Charges	34,35,88,176.91	41,19,22,498.00	5,42,34,291.00	1,72,84,774.00	91,92,968.00	8,83,767.00	8,55,000.00		3,73,13,141.00
<b>Sub Total</b>									<b>83,79,61,475.00</b>
<b>Schedule M - Emoluments &amp; Other Benefits</b>									
Stipend		11,51,23,737.00	57,09,145.00	31,59,713.00					11,42,92,595.00
Remuneration	46,680.00	3,99,884.00	2,91,185.00	1,60,100.00		54,450.00			9,89,250.00
Incentives	16,22,228.00	1,34,13,925.00	5,54,030.00						1,55,90,683.00
Leave Encashment		20,02,500.00							20,02,500.00
PF	2,81,68,897.00								<b>2,81,68,897.00</b>
ESI	69,58,148.00								69,58,148.00
Gratuity Paid	60,00,000.00								60,00,000.00
Professional Tax	1,55,470.00								1,55,470.00
Contribution to Pwst		1,12,000.00							1,12,000.00
Travelling Allowance	11,93,887.00								11,93,887.00
Staff Welfare Expts	4,13,242.00								4,13,242.00
HK Training Expense	1,27,791.00								1,27,791.00
<b>Sub Total</b>	<b>4,47,96,346.00</b>	<b>12,09,40,046.00</b>	<b>65,54,360.00</b>	<b>36,19,813.00</b>	<b>35,951.00</b>	<b>54,450.00</b>			<b>17,60,00,866.00</b>
<b>Schedule N - Purchase Items</b>									
Medicine	16,44,03,276.84								16,44,03,276.84
Surgeals	5,86,57,434.84								5,86,57,434.84
Lab	4,55,18,013.35								4,55,18,013.35
X Ray	48,41,705.70								48,41,705.70
Oxygen	54,50,497.00								54,50,497.00
Cardiology Purchases	3,15,85,530.95								3,15,85,530.95
Dental Purchase	1,00,87,052.00		5,52,772.00						1,06,39,824.00
Linens, Cloths, Curtains etc.	5,95,048.72								5,95,048.72
General Supplies	12,57,256.11		1,02,054.00						13,59,310.00
Stationery & Office Materials	41,21,100.79								41,21,100.79
Computer Stationery	15,77,710.47								15,77,710.47
Hardware/ Tools	72,43,253.86								72,43,253.86
Dialysis materials	25,80,991.89								25,80,991.89
Electrical Items	89,64,895.47								89,64,895.47
O.T Store	72,29,937.34								72,29,937.34
Bio Medical Consumables	16,44,389.97								16,44,389.97
System Consumables	22,55,509.05								22,55,509.05
Painting & Plumbing Materials	1,02,33,008.14								1,02,33,008.14
Cleaning & Housekeeping									
<b>Sub Total</b>	<b>36,94,08,686.14</b>		<b>6,54,826.00</b>						<b>37,00,63,512.00</b>
<b>Schedule O - Administrative &amp; Office Expenses</b>									
Audit Fee & Others	10,42,235.00								10,42,235.00
RCHA Audit Fees	17,700.00								17,700.00
Insurance	6,52,870.00								6,52,870.00
ITC Expenses	18,204.00								18,204.00
Newspaper & Periodicals	1,90,899.36								1,90,899.36
Postage	97,505.00								97,505.00
Printing & Stationery	57,75,641.30								57,75,641.30
Professional Charges	29,16,312.00								29,16,312.00
Travelling & Conveyance	1,86,704.00								1,86,704.00
<b>Sub Total</b>	<b>1,10,97,770.66</b>		<b>1,66,159.00</b>	<b>6,02,590.00</b>	<b>7,28,675.00</b>	<b>1,00,285.00</b>	<b>2,381.00</b>	<b>1,826.00</b>	<b>3,48,131.00</b>



Dr. K. GEORGE VARGHESE  
PRINCIPAL  
Pushpagiri College of Dental Sciences

*[Handwritten Signature]*

*[Handwritten Signature]*

Secretary  
Pushpagiri Medical Society  
Thiruvalla - 689 101 Kerala, India

Particulars	Hospital	Medical College	Dental College	Pharmacy College	Nursing College	Allied College	Research Centre	Nursing School	Total
<b>Schedule P - Hospital Running Expenses</b>									
Birth & Death Registration	2,52,900.00								2,52,900.00
Inspection Exp	50,000.00								50,000.00
Lab Test Outsourced	36,47,730.00								36,47,730.00
Rent Paid Oxygen Tank	16,295.00								16,295.00
Medical Record Digitization	2,18,311.00								2,18,311.00
Medicity Exp.	61,360.00								61,360.00
NABH Registration	1,53,463.00								1,53,463.00
Pollution Control & Water Analysis Expense	4,88,583.00								4,88,583.00
Refund of Collected Bills	13,66,903.00								13,66,903.00
Rent on Equipments	1,18,286.00								1,18,286.00
Research Exp. & Lab Purchases	6,62,600.00								6,62,600.00
Travel Allowance - RSBY	18,39,383.00								18,39,383.00
Laundry Expense	61,500.00								61,500.00
Waste Disposal Expenses	12,38,207.00								12,38,207.00
Sub Center Expense	1,08,86,741.00								1,08,86,741.00
<b>Schedule Q - Dietary &amp; Mess Expenses</b>									
Dietary Expense Hospital	1,65,40,794.00								1,65,40,794.00
Dietary Expense Medcity	2,55,857.00								2,55,857.00
Mess Expense					68,000.00				68,000.00
<b>Sub Total</b>	1,67,96,651.00	1,97,53,999.00	99,95,302.00	1,25,30,851.00	76,20,325.00				4,97,97,128.00
<b>Schedule R - Repairs &amp; Maintenance</b>									
AMC/CMC	2,85,95,648.00								2,85,95,648.00
Inspections & Calibrations	7,080.00								7,080.00
Repairs & Maintenance - Hospital Equipment	2,01,665.00								2,01,665.00
Repairs & Maintenance - Computer	1,02,240.00								1,02,240.00
Repairs & Maintenance - Electrical	2,83,782.00								2,83,782.00
Repairs & Maintenance - Vehicle	34,25,197.00								34,25,197.00
Repairs & Maintenance - Service Charges	4,79,843.00		3,84,198.00						8,64,041.00
General Maintenance	12,20,431.00								12,20,431.00
Hospital & Premises Maintenance	4,63,381.00		44,031.00						5,07,412.00
Medicity Maintenance	75,90,756.00								75,90,756.00
<b>Sub Total</b>	16,75,199.00		4,28,229.00	1,27,084.00					17,30,512.00
<b>Schedule S - Utility Charges</b>									
Electricity Charge	4,10,39,412.00								4,10,39,412.00
Telephone Charge	10,26,702.00			13,88,870.50					24,15,582.50
Internet & Cable Charge	7,72,163.00			17,551.00					7,89,714.00
Water Charge	39,82,306.40								39,82,306.40
Generator Running	25,74,109.00			9,000.00					26,64,109.00
<b>Sub Total</b>	4,94,44,692.40			14,15,421.50					5,08,60,113.90
<b>Schedule T - Legal &amp; Statutory Expenses</b>									
Legal Exp	2,49,000.00								2,49,000.00
Rates, Interest & Penalty	78,83,624.00								78,83,624.00
Pollution Control Board Expenses	22,44,066.60								22,44,066.60
Registration & Renewal charges	1,05,207.00								1,05,207.00
Building Tax	41,97,002.00								41,97,002.00
Land & Property Tax	12,69,798.00								12,69,798.00
Electrical Inspection Fee	2,84,161.00								2,84,161.00
Fire NOC	3,01,602.00								3,01,602.00
Tax, Inspection & License Fee - Govt. Authorities	48,766.80								48,766.80
Affiliation Fees		17,77,500.00		3,96,500.00		63,000.00		90,800.00	21,67,800.00



*[Handwritten Signature]*

*[Handwritten Signature]*

Dr. [Name]  
 Director  
 [Institution Name]

Phone: OFF: 0481-2563638.

**O. THOMAS & CO.**  
CHARTERED ACCOUNTANTS  
E-Mail: othomas.co@gmail.com

KOTTAYAM-686 002  
Date: 28/09/2018

INDEPENDENT AUDITOR'S REPORT  
PUSHPAGIRI MEDICAL SOCIETY, THIRUVALLA

We have audited the consolidated Balance Sheet of the **M/s. PUSHPAGIRI MEDICAL SOCIETY, THIRUVALLA (Unit I, Unit II & Unit III)** as at **31<sup>st</sup> March, 2018** and also the Income and Expenditure Account for the year ended on that date annexed thereto. These financial statements are the responsibility of the Management. Our responsibility is to express an opinion on these financial statements based on our audit.

We conducted our Audit in accordance with auditing standards generally accepted in India. Those standards require that we plan and perform the audit to obtain reasonable assurance about whether the financial statements are free of material misstatement. An audit also includes examining, on a test basis, evidence supporting the amounts and disclosures in the financial statements. An audit also includes assessing the accounting principles used and significant estimates made by the management, as well as evaluating the overall financial statement presentation.

**Auditors' Responsibility**

Our responsibility is to express an opinion on these financial statements based on our audit. We conducted our audit in accordance with the Standards on Auditing issued by the Institute of Chartered Accountants of India. Those Standards require that we comply with the ethical requirements and plan and perform the audit to obtain reasonable assurance about whether the financial statements are free from material misstatement. An audit involves performing procedures to obtain audit evidence about the amounts and the disclosures in the financial statements. The procedures selected depend on the auditor's judgment, including the assessment of the risks of material misstatement of the financial statements, whether due to fraud or error. In making those risk assessments, the auditor considers the internal control relevant to the Association's preparation and fair presentation of the financial statements in order to design audit procedures that are appropriate in the circumstances, but not for the purpose of expressing an opinion on the effectiveness of the Association's internal control. An audit also includes evaluating the appropriateness of accounting policies used and the reasonableness of the accounting estimates made by the Management, as well as evaluating the overall presentation of the financial statements.

We believe that the audit evidence we have obtained is sufficient and appropriate to provide a basis for our audit opinion.



*[Handwritten Signature]*



Particulars	Book Value as on 31.03.2017	Addition During the Year		Total	Depreciation	WDV as on 31.03.2018
		More than 180 days	Less than 180 days			
<b>SCHEDULE 1A - BUILDING 10% BLOCK</b>						
IV Fluid Room	6,537.02			6,537.01	655.70	5,901.31
Staircase	1,75,993.69			1,75,993.69	17,599.37	1,57,594.32
Drinking Water System	8,42,207.34			8,42,207.34	84,220.73	7,57,986.61
Water Tank	1,31,000.13	65,882.00		1,96,882.13	15,16,660.41	1,81,660.41
Road & Rails	99,22,589.80		15,00,000.00	1,14,22,589.80	9,92,250.93	1,04,30,338.87
Bridge	82,56,055.30			82,56,055.30	8,25,605.55	74,30,449.75
Bore Well	42,769.20			42,769.20	4,276.92	38,492.28
College of Nursing	5,10,460.87			5,10,460.87	51,046.09	4,59,324.78
Compound Wall	42,03,975.33			42,03,975.33	4,20,397.53	37,83,577.80
Pharmacy College Building	2,43,36,044.04		16,54,893.00	25,98,457.04	2,43,36,044.04	2,19,027,439.64
Dental College	3,75,86,813.06			3,75,86,813.06	37,58,681.31	3,38,281,131.75
Girls Hostel, Perumthuruthy	1,61,92,440.34			1,61,92,440.34	16,19,244.03	1,45,73,196.30
I H Centre Pulinkunnu	3,46,252.39			3,46,252.39	34,625.24	3,11,627.15
Dental Clinic, Medically	11,99,591.50			11,99,591.50	1,19,959.15	10,79,632.35
Play Ground	18,56,399.01			18,56,399.01	3,19,552.72	15,36,846.29
Primary Health Centre	2,11,944.89			2,11,944.89	21,194.49	1,90,750.40
Staff Nurses Hostel	5,33,37,56.20			5,33,37,56.21	55,33,075.62	4,77,97,480.59
Generator Room, Septic Tank	29,74,713.87	9,74,954.00		39,49,667.87	2,97,471.39	36,52,196.48
Water Supply - Plumbing & Drainage	4,08,09,225.70		7,82,281.00	4,15,91,506.70	4,96,600.90	4,10,948,405.80
New Building	1,61,40,112.97			1,61,40,112.97	16,14,011.30	1,45,26,101.67
Kitchen Block - M & C	9,26,76,714.54	57,52,326.00	2,95,000.00	14,80,040.54	98,40,904.05	13,81,636.49
PG, Nursing College	27,28,139.94			27,28,139.94	2,72,813.99	24,55,325.95
Doctors Quarters Phase II	24,41,846.29			24,41,846.30	2,91,684.63	21,50,161.67
Dental College Extension	98,01,080.00			98,01,080.00	9,80,108.00	88,207,972.00
Dining Hall, Messhall						
<b>Total</b>	<b>34,83,22,819.15</b>	<b>91,04,561.01</b>	<b>42,32,174.00</b>	<b>36,15,59,554.17</b>	<b>3,57,32,738.02</b>	<b>32,58,26,816.15</b>

Particulars	Book Value as on 31.03.2017	Addition During the Year		Total	Depreciation	WDV as on 31.03.2018
		More than 180 days	Less than 180 days			
<b>SCHEDULE 2 - FURNITURE &amp; FITTINGS 10%</b>						
Domestic Equipments	2,33,02,803.83	15,55,008.18	10,13,427.81	2,58,711,239.82	26,85,781.20	2,31,85,458.62
Furniture & Fittings	1,96,03,727.69	2,49,879.48	2,99,544.08	2,02,13,151.25	19,91,360.72	1,82,21,790.53
Pharmacy College Equipment	15,99,916.04			15,99,916.04	1,59,991.60	14,39,924.44
Furniture - Medical College	8,45,038.43			8,45,038.43	84,503.84	7,60,534.59
Furniture - Dental College	23,23,550.81		2,82,586.00	26,06,136.81	2,32,335.08	23,73,801.73
Furniture - Pharmacy College	8,38,658.65			8,38,658.66	83,865.87	7,54,792.79
Furniture - School of Nursing	1,486.72			1,486.72	148.67	1,338.05
Furniture - Research Centre	67,86,129.79	89,707.31	28,700.00	97,669,537.10	3,87,583.71	97,281,953.39
Electrical Fittings	42,361,889	1,14,295.00	91,140.52	43,507,324.52	11,429.50	43,495,895.02
Electrical Fittings Pharmacy College						
Gymnasium						
<b>Total</b>	<b>5,44,03,473.75</b>	<b>20,08,889.96</b>	<b>17,15,398.41</b>	<b>5,81,27,762.15</b>	<b>56,41,236.37</b>	<b>5,24,86,525.78</b>

  
 Rev. Fr. Jose Kallumalickal  
 Secretary  
 Pushpagiri Medical Centre  
 Tiruvalla - 689 101

  
 PUSHPAGIRI MEDICAL CENTRE  
 TIRUVALLA  
 DR. K. GEORGE MARCHESE  
 PRINCIPAL  
 Pushpagiri College of Dental Sciences

  
 Dr. K. George Marchese  
 Principal  
 Pushpagiri College of Dental Sciences

Particulars	Book Value as on 31.03.2017	Addition During the Year		Total	Depreciation	WDV as on 31.03.2018
		More than 180 days	Less than 180 days			
<b>SCHEDULE 3 - PLANT &amp; MACHINERY 15.00</b>						
Generator	49,67,941.65			49,67,941.65	7,45,191.25	42,22,750.40
Transformer	16,02,537.14			16,02,537.14	2,40,380.57	13,62,156.57
Power Station	88,54,487.32	5,50,432.00	3,50,165.00	97,64,084.32	14,12,067.90	83,51,996.42
IPABX	10,84,573.05	1,30,284.80	25,092.00	12,39,949.85	1,82,228.56	10,57,720.29
Lift	73,83,646.38	30,80,883.80		1,24,61,646.38	18,69,246.96	1,05,92,399.42
Bio-Gas Plant	98,414.95			98,414.96	14,462.24	83,952.72
A.C. Plant	39,80,768.93		3,45,753.01	85,52,879.40	12,31,068.96	73,21,810.44
Generator	82,07,126.39			1,25,577.82	18,836.67	1,06,741.15
Mortuary	6,69,364.29			6,69,364.29	1,00,404.64	5,68,959.65
Domestic Equipment - Dental College	44,15,411.00			44,15,413.99	6,62,312.10	37,53,101.89
Water Treatment Plant	1,26,76,851.47	1,60,973.96	15,79,390.00	1,44,17,155.46	19,25,664.82	1,24,91,490.64
<b>Laboratory &amp; Equipment - Dental College</b>	4,13,554.07			4,13,554.07	62,033.11	3,51,520.96
<b>Hospital Equipment &amp; Machinery - Dental College</b>	89,91,940.29			89,91,940.29	13,48,791.04	76,43,149.25
Solar power plant	21,98,624.82		8,50,000.00	30,48,624.82	3,29,793.72	27,18,831.10
Sewage Treatment Plant	6,56,66,822.57	59,30,630.00	31,50,400.01	7,47,47,852.57	1,07,39,617.89	6,40,08,234.68
<b>Total</b>						

Particulars	Book Value as on 31.03.2017	Addition During the Year		Total	Depreciation	WDV as on 31.03.2018
		More than 180 days	Less than 180 days			
<b>SCHEDULE 4 - EQUIPMENT 10.00</b>						
Hospital Equipments	30,41,394,551.58	3,15,67,163.19	82,21,224.83	34,39,48,339.60	3,35,72,711.48	31,03,75,628.12
Cathlab	3,72,33,190.58			3,72,33,190.58	37,23,319.06	3,35,09,871.52
Cathodic Theatre	5,97,675.30			5,97,675.30	59,767.53	5,37,907.77
<b>Equipments - Dental College</b>	79,25,618.83	1,75,383.84		81,00,618.83	8,10,061.88	72,90,556.95
<b>Equipments - Pharmacy College</b>	29,11,511.71	88,033.80		29,50,511.71	2,95,051.17	26,55,460.54
<b>Domestic Equipments - Pharmacy College</b>	7,29,593.17			7,29,593.17	72,959.32	6,56,633.85
Medical Gas Pipeline System	27,72,947.42			27,72,947.42	2,77,291.74	24,95,655.68
Motors & Detrailleurs	10,29,576.10			10,29,576.09	4,02,957.61	6,26,618.48
C.S.B. Equipments	12,86,673.25			12,86,673.26	1,28,667.33	11,58,005.93
Heart Hospital Equipments	68,76,714.32			68,76,714.31	6,87,671.43	61,89,042.88
Research Equipments	22,12,796.18			22,12,796.18	2,21,279.62	19,91,516.56
Domestic Equipment - Research Centre	17,006.11	79,933.88		96,939.99	9,630.61	86,675.30
Camera	12,586.30	16,87,792.56	2,85,515.89	19,55,893.66	1,72,037.87	17,83,855.79
Electrical Equipments	1,24,445.01			1,24,445.02	12,444.50	1,12,000.52
Lab Equipments - Research Centre	2,69,439.76			2,69,439.76	26,943.98	2,42,495.78
<b>Total</b>	37,11,80,125.62	3,35,47,855.55	84,56,739.83	41,31,84,721.00	4,04,72,798.12	37,27,11,922.88

Particulars	Book Value as on 31.03.2017	Addition During the Year		Total	Depreciation	WDV as on 31.03.2018
		More than 180 days	Less than 180 days			
<b>SCHEDULE 5 - COMPUTERS 60.00</b>						
Computers - Hospital	1,35,59,387.57	37,89,192.45	12,97,141.43	2,06,56,901.47	1,40,15,869.81	1,66,41,031.26
Computers - Dental College	2,67,903.00		1,46,553.14	4,14,456.00	1,60,710.00	2,53,746.00
Computers - Pharmacy College	84,914.50	4,48,486.30	2,48,017.83	7,81,418.63	1,19,759.70	6,61,658.93
Computers - Medical College	1,40,80,402.07	1,92,18,880.45	36,91,493.05	2,79,91,775.57	89,283.00	2,70,634.57
<b>Total</b>	1,40,80,402.07	1,92,18,880.45	36,91,493.05	2,79,91,775.57	1,45,79,869.51	1,34,11,906.06



Rev. Fr. Jose Kallumalickal  
Secretary  
Pushpagiri Medical Society  
Tiruvalla 689 101, Kerala, India


*(Handwritten Signature)*

DRK. GEORGE VARGHESE  
PRINCIPAL

Particulars	Book Value as on 31.03.2017	During the Year		Total	Depreciation	WDV as on 31.03.2018
		Add: More than 180 days	Less than 180 days			
<b>SCHEDULE 6 - LIBRARY BOOKS 10%</b>						
Dental College	1,31,91,274.09		7,73,338.00	1,39,64,612.09	13,19,127.41	1,26,45,484.68
Pharmacy College	13,14,557.43	8,25,286.00	16,918.00	21,56,761.43	2,13,984.34	19,42,777.09
Nursing College	36,78,079.29	93,433.00	4,76,327.00	42,47,839.29	3,77,153.23	36,70,706.06
School Of Nursing	2,15,211.29			2,15,211.29	21,521.13	1,93,690.16
Medical College	6,00,10,585.89	1,10,72,659.00	12,43,408.00	7,23,26,652.89	71,08,322.49	6,52,18,330.40
<b>Total</b>	<b>7,84,09,687.99</b>	<b>1,19,91,398.00</b>	<b>25,10,361.00</b>	<b>9,29,11,446.99</b>	<b>90,40,108.60</b>	<b>8,38,71,338.39</b>

*[Handwritten Signature]*

Rev. Fr. Jose Kallumakkal  
Secretary  
Pushpagiri Medical Society  
Tiruvalla - 689 101, Kerala, India



*[Handwritten Signature]*

*[Handwritten Signature]*

Dr. K. C. ...  
PRINCIPAL  
Pushpagiri College of Dental Sciences

*[Handwritten Signature]*



**PUSHPAGIRI MEDICAL SOCIETY  
THIRUVALLA  
CONSOLIDATED BALANCE SHEET  
AS ON 31.03.2017**

PREVIOUS YEAR Amount (Rs)	SOURCES OF FUNDS	SCHEDULES	CURRENT YEAR Amount (Rs)
271,523,770.20	Capital Fund	A	271,523,770.20
605,825,856.55	Reserves	B	596,221,771.20
1,160,705,729.88	Loans and Borrowings	C	1,341,599,402.67
341,917,608.94	Current Liabilities	D	343,897,176.73
<b>2,379,972,965.57</b>	<b>Total</b>		<b>2,553,242,120.80</b>

PREVIOUS YEAR Amount (Rs)	APPLICATION OF FUNDS	SCHEDULES	CURRENT YEAR Amount (Rs)
1,867,607,991.30	Fixed Assests	E	1,889,463,547.74
699,094.45	Investments	F	699,094.45
387,802,279.91	Current Assets	G	567,212,124.57
123,863,599.91	Miscellaneous Expenditure & Loss	G-1	95,867,354.05
<b>2,379,972,965.57</b>	<b>Total</b>		<b>2,553,242,120.81</b>

For, O.Thomas & Co.  
Chartered Accountants



Place: Thiruvalla  
Date :23.09.2017

For , Pushpagiri Medical Society



*(Signature)*

Rev. Dr. Shaji Mathews Vazhayil  
Secretary  
Pushpagiri Medical Society  
Tiruvalla - 689 101, Kerala, India

**Notes:**

1. All assets are stated at net realisable value
2. Sundry creditors & Sundry debtors are subject to confirmation
3. Stock is valued at lower of cost or net realisable value by the management

*(Signature)*

Particulars	Book Value as on 31.03.2016	Addition During the Year		Total	Depreciation	WDV as on 31.03.2017
		More than 180 days	Less than 180 days			
<b>SCHEDULE E.1A - BUILDING 10% BLOCK</b>						
I.V Fluid Room	7,285.57			7,285.57		
Strine	1,94,881.88			1,94,881.88	728.56	6,557.02
Drinking Water System	9,35,785.93			9,35,785.93	19,488.19	1,75,393.69
Water Tank	1,59,51,010.09		7,44,223.00	1,66,95,233.09	93,578.59	8,42,207.34
Road & Rails	88,08,705.89		19,94,620.00	1,08,03,385.89	15,95,101.01	1,51,00,132.08
Bridge		91,73,395.00		91,73,395.00	8,80,876.59	99,22,509.30
Bore Well	47,521.33			47,521.33	9,17,339.50	82,56,055.50
College of Nursing	5,67,067.63			5,67,067.63	4,752.13	42,769.20
Compound Wall	45,85,528.14		77,000.00	46,62,528.14	56,706.76	3,10,360.87
Pharmacy College Building	2,70,40,048.93			2,70,40,048.93	4,58,552.81	43,03,975.33
Dental College	4,17,63,125.62			4,17,63,125.62	27,04,004.89	2,43,36,044.04
Girls Hostel, Penumburthy	1,79,91,600.37			1,79,91,600.37	41,76,312.56	3,75,86,813.06
P. H Centre Pulinkururu	14,95,835.99			14,95,835.99	17,99,160.04	1,61,92,440.34
Dental Clinic Medicity	13,32,879.44			13,32,879.44	1,49,583.60	13,46,252.39
Play Ground	5,66,715.72			5,66,715.72	1,33,287.94	11,99,591.50
Primary Health Centre	2,35,494.32	8,00,000.00	1,09,084.00	14,75,799.72	1,36,671.57	13,39,128.14
Staff Nurses Hostel	6,14,78,618.01			6,14,78,618.01	23,549.43	2,11,944.89
Generator Room, Septic Tank	18,56,087.63			18,56,087.63	61,47,861.80	5,53,30,756.20
Water Supply, Plumbing & Drainage	15,41,346.62		13,04,235.00	31,60,322.63	1,85,608.76	29,74,713.87
New Building	4,54,06,917.44		26,03,843.00	41,45,189.62	1,54,134.66	39,91,054.96
Kitchen Block-M & C	1,79,33,458.86			1,79,33,458.86	45,40,691.74	4,08,66,225.70
RSC Nursing College	6,36,97,338.38			6,36,97,338.38	77,70,017.84	1,61,40,112.97
Doctors Quarters Phase II	30,31,266.60	1,40,02,840.00	2,27,46,554.00	10,04,46,732.38	3,03,126.66	9,26,76,714.54
Dental College Extension	27,13,162.55			27,13,162.55	2,71,316.25	27,28,139.94
Dining Hall Medicity			98,01,080.00	98,01,080.00		24,41,846.29
<b>Total</b>	<b>31,91,81,742.94</b>	<b>2,39,76,235.00</b>	<b>3,93,80,639.00</b>	<b>38,25,38,616.94</b>	<b>3,43,15,797.79</b>	<b>98,01,080.00</b>

Particulars	Book Value as on 31.03.2016	Addition During the Year		Total	Depreciation	WDV as on 31.03.2017
		More than 180 days	Less than 180 days			
<b>SCHEDULE E.2 - FURNITURE &amp; FITTINGS 10%</b>						
Domestic Equipments	2,26,82,247.99			2,26,82,247.99	24,69,869.09	2,53,02,803.83
Furniture & Fittings	2,02,86,491.93	20,16,442.95	30,73,981.98	2,23,76,916.86	20,59,635.47	1,96,63,727.09
Pharmacy College Equipment	17,77,684.49	3,09,862.78	11,27,008.45	21,16,555.72	1,77,768.45	15,99,916.04
Furniture - Medical College	9,38,931.59			9,38,931.59	93,893.16	8,45,038.43
Furniture - Dental College	25,42,750.90	38,750.00		25,81,500.90	2,58,150.09	23,23,350.81
Furniture - Pharmacy College	9,31,842.95			9,31,842.95	93,184.29	8,38,658.65
Furniture - School of Nursing	1,651.91			1,651.91	165.19	1,486.72
Electrical Fittings	36,72,416.11	4,29,677.64	94,245.41	41,96,339.16	4,10,209.38	37,86,129.79
Gymnasium	47,068.67			47,068.67	4,706.87	42,361.80
<b>Total</b>	<b>5,28,81,066.53</b>	<b>27,94,733.37</b>	<b>42,95,235.84</b>	<b>5,99,71,035.74</b>	<b>55,87,581.98</b>	<b>5,44,03,453.75</b>

*[Handwritten signature]*



*[Handwritten signature]*

*[Handwritten signature]*

Particulars	Book Value as on 31.03.2016	Addition During the Year		Total	Depreciation	WDV as on 31.03.2017
		More than 180 days	Less than 180 days			
<b>SCHEDULE 3 - PLANT &amp; MACHINERY 15%</b>						
Generator	25,64,247.24	32,80,390.00	-	58,44,637.24	8,76,695.59	49,67,941.65
Transformer	18,85,337.81	-	-	18,85,337.81	2,82,800.67	16,02,537.14
Power Station	88,69,395.79	7,47,854.00	6,79,825.00	1,02,97,074.79	14,42,587.47	88,54,487.32
EPABX	10,00,580.06	-	2,34,080.00	12,34,660.06	1,50,087.01	10,84,573.05
Lift	82,11,754.56	2,89,300.00	1,55,750.00	86,56,804.56	12,75,158.18	73,81,646.38
Bio-Gas Plant	1,13,429.36	-	-	1,13,429.36	17,014.40	96,414.95
A C Plant	46,83,257.56	3,78,157.00	-	46,83,257.56	7,02,488.63	39,80,768.93
Incinerator	92,77,285.82	-	-	92,77,285.82	14,48,316.42	82,07,126.39
Mortuary	1,47,738.61	-	-	1,47,738.61	22,160.79	1,25,577.82
Domestic Equipment - Dental College	7,72,193.28	-	13,000.00	7,85,193.28	1,15,828.99	6,69,364.29
Water Treatment Plant	51,94,604.70	-	-	51,94,604.70	7,79,190.71	44,15,414.00
Machinery & Equipment - Dental College	1,44,08,415.84	4,07,720.00	83,136.00	1,48,99,271.84	22,22,420.38	1,26,76,851.47
Hospital Equipment & Machinery - Dental College	60,717.20	4,25,817.00	-	4,86,534.20	72,980.13	4,13,554.07
Solar power plant	1,05,78,753.28	3,55,961.00	-	1,05,78,753.28	15,86,812.99	89,91,940.29
Sewage Treatment Plant	22,30,656.44	-	-	22,30,656.44	3,87,992.62	21,98,624.82
<b>Total</b>	<b>6,99,98,367.55</b>	<b>58,85,199.00</b>	<b>11,65,791.00</b>	<b>7,70,49,357.55</b>	<b>1,13,82,534.98</b>	<b>6,56,66,822.57</b>

Particulars	Book Value as on 31.03.2016	Addition During the Year		Total	Depreciation	WDV as on 31.03.2017
		More than 180 days	Less than 180 days			
<b>SCHEDULE 4 - EQUIPMENT 10%</b>						
Hospital Equipments	30,49,45,513.52	1,66,15,109.00	1,47,55,391.31	33,63,16,013.83	3,21,56,062.25	30,41,59,951.58
Cathlab	78,83,619.53	-	3,01,37,933.00	3,80,21,552.53	7,88,361.95	3,72,33,190.58
Cardiac Theatre	6,64,083.67	-	-	6,64,083.67	66,408.37	5,97,675.30
Equipments - Dental College	88,06,243.14	-	-	88,06,243.14	8,80,624.31	79,25,618.83
Equipments - Pharmacy College	29,43,679.68	-	2,62,600.00	32,06,279.68	2,94,367.97	29,11,911.71
Domestic Equipments - Pharmacy College	8,10,659.08	-	-	8,10,659.08	81,065.91	7,29,593.17
Medical Gas Pipeline System	30,81,052.69	-	-	30,81,052.69	3,08,105.27	27,72,947.42
Monitors & Defibrillators	44,77,306.77	-	-	44,77,306.77	4,47,730.68	40,29,576.10
CSSD Equipments	14,29,636.95	-	-	14,29,636.95	1,42,963.69	12,86,673.25
Heart Hospital Equipments	76,40,793.68	-	-	76,40,793.68	7,64,079.37	68,76,714.32
Research Equipments	24,58,662.42	-	-	24,58,662.42	2,45,866.24	22,12,796.18
Domestic Equipment-Research Centre	18,895.68	-	-	18,895.68	1,889.57	17,006.11
Camera	36,207.00	-	-	36,207.00	3,620.70	32,586.30
Electrical Equipments	1,38,272.24	-	-	1,38,272.24	13,827.22	1,24,445.01
Lab Equipments- Research Centre	2,99,377.51	-	-	2,99,377.51	29,937.75	2,69,439.76
<b>Total</b>	<b>34,56,34,003.57</b>	<b>1,66,15,109.00</b>	<b>4,51,55,924.31</b>	<b>40,74,05,036.88</b>	<b>3,62,24,911.26</b>	<b>37,11,80,125.62</b>

Particulars	Book Value as on 31.03.2016	Addition During the Year		Total	Depreciation	WDV as on 31.03.2017
		More than 180 days	Less than 180 days			
<b>SCHEDULE 5 - COMPUTERS 60%</b>						
Computers - Hospital	2,81,64,547.05	18,13,893.03	15,87,911.54	3,15,66,351.62	1,79,87,064.05	1,35,79,287.57
Computers - Dental College	1,67,286.24	45,000.00	2,67,900.00	2,67,900.00	1,27,371.74	84,914.50
Computers - Pharmacy College	3,72,000.00	-	-	3,72,000.00	2,23,200.00	1,48,800.00
Computers - Medical College	2,87,03,833.29	18,58,893.03	18,55,811.54	3,24,18,537.86	1,83,37,635.79	1,40,80,902.07
<b>Total</b>	<b>4,39,75,666.58</b>	<b>38,76,786.06</b>	<b>35,31,624.12</b>	<b>4,78,84,076.76</b>	<b>2,21,34,271.58</b>	<b>4,57,50,805.18</b>

Particulars	Book Value as on 31.03.2016	Addition During the Year		Total	Depreciation	WDV as on 31.03.2017
		More than 180 days	Less than 180 days			
<b>SCHEDULE E 6 - LIBRARY BOOKS 10%</b>						
Dental College	1,10,81,852.88	28,92,835.00	6,14,055.00	1,45,88,742.88	13,97,468.79	1,31,91,274.09
Pharmacy College	12,01,043.48	2,26,187.01	30,050.00	14,57,280.48	1,42,723.05	13,14,557.43
Nursing College	29,11,116.77	11,75,638.00	-	40,86,754.77	4,08,675.48	36,78,079.29
School Of Nursing	2,39,123.66	39,36,619.00	1,09,11,581.00	2,39,123.66	23,912.37	2,15,211.30
Medical College	5,06,17,808.68	82,31,279.01	1,15,55,686.00	6,54,66,008.68	54,55,442.77	6,00,10,565.91
<b>Total</b>	<b>6,60,50,945.47</b>			<b>8,58,37,910.47</b>	<b>74,28,222.45</b>	<b>7,84,09,688.03</b>

Particulars	Book Value as on 31.03.2016	Addition During the Year	Capitalised	WDV as on 31.03.2017
<b>SCHEDULE E 7 - WORK IN PROGRESS</b>				
Dining Hall-Medicity	82,14,176	15,86,904.00	98,01,080	-
IT Office	27,00,000	3,89,462.00	30,89,462	-
<b>Total</b>	<b>1,09,14,176.00</b>	<b>19,76,366.00</b>	<b>1,28,90,542.00</b>	<b>-</b>

*[Handwritten Signature]*

Dr. K. George Varghese  
 Secretary  
 Pushpagiri Arts & Science Society,  
 Tiruvalla - 680 101, Kerala, India



*[Handwritten Signature]*

*[Handwritten Signature]*

Dr. K. GEORGE VARGHESE  
 PRINCIPAL  
 Pushpagiri College of Dental Sciences

PREVIOUS YEAR Amount (Rs)	Particulars	CURRENT YEAR Amount (Rs)
	<b>SCHEDULE - O ADMINISTRATIVE EXPENSES</b>	
11,98,583.00	Telephone Charge	12,80,049.00
56,72,350.00	Printing & Stationery Expenses	56,02,666.00
-	Medical College Expense	4,11,891.00
-	College of Nursing Expense	99,588.00
25,27,606.00	Sub Centre Expenses	25,77,665.00
3,46,651.00	Donation	3,36,250.00
1,04,573.00	Postage	2,55,088.00
9,02,967.00	Newspaper & Subscription	8,32,335.00
21,01,382.00	Travelling	25,78,749.00
10,87,753.00	Insurance	14,74,490.00
-	Compensation to Patients - CDRF	14,44,406.00
69,89,627.00	Advertisement Expenses	62,59,096.00
1,65,855.00	Legal Expenses	2,19,897.00
3,88,240.00	Audit Fee & Others	5,80,645.00
17,20,827.00	Refreshments	15,15,442.00
18,94,932.00	Taxes, Municipal Tax License & Inspection	30,08,748.00
5,15,431.00	Rates, Taxes, Penalty	20,66,705.00
-	Medicity Expenses	18,40,480.00
91,381.00	Research Expenses	1,17,088.00
1,46,191.00	Registration & Renewals	7,17,011.00
1,65,19,510.00	P G Course & University Affiliation Expenses	1,46,52,029.00
16,37,482.00	Professional Charges	21,21,849.00
2,10,680.00	Clinical Training & Affiliation Charges	15,050.00
71,557.00	INC&KNC Expenses	75,875.00
<b>4,42,93,578.00</b>	<b>Total</b>	<b>5,00,83,092.00</b>
	<b>SCHEDULE - P POWER AND FUEL EXPENSES</b>	
4,58,50,217.00	Electricity Charge	4,75,91,143.00
26,82,589.00	Generator Running	30,04,708.00
<b>4,85,32,806.00</b>	<b>Total</b>	<b>5,05,95,851.00</b>
	<b>SCHEDULE - Q REPAIRS AND MAINTENANCE</b>	
6,16,175.00	R&M-Equipments	2,49,144.00
77,34,829.00	AMC-Service Contract	1,31,61,875.00
22,01,660.00	Service & Maintenance	12,16,898.00
1,50,58,006.00	General Maintenance- Buildings	1,18,58,690.00
8,30,754.00	Repairs and Maintenance	15,13,912.00
<b>2,64,41,424.00</b>	<b>Total</b>	<b>2,80,00,519.00</b>



*[Handwritten Signature]*  
*[Handwritten Signature]*  
*[Handwritten Signature]*

Dr. U. Shaji Mathews Vaidya  
 Secretary  
 Puspagiri Medical Society  
 Puspagiri, Puzhappally, Kottayam