



Comprehensive Review in OMFS

PROMPT'20



Periodic Review course in Oral & Maxillofacial surgery by Pushpagiri Thiruvalla

2020 February 13th, 14th, 15th, 16th

PROGRAMME SCHEDULE

DAY -1 (13th Feb, Thursday)

INAUGURAL FUNCTION		02.00 - 02.30
TOPIC	FACULTY	TIME
Assessment of Dentofacial Deformities	Prof.K.George Varghese	03.00 - 03.30
Model Surgery	Dr Vinesh U	03.35 - 04.05
Odontogenic Infections	Dr Jayakumar	04.10 - 04.40
Osteomyelitis of the Jaws & Osteoradionecrosis	Dr Joseph Edward	04.45 - 05.15
Salivary Gland Surgeries	Dr Shyam Sunder	05.20 - 05.50
Management of Odontogenic Cyst - Current trends	Dr George Skariah	05.55 - 06.30
CASE PRESENTATION & PANEL DISCUSSION - ORTHOGNATHIC SURGERY (Dr. Varghese Mani, Dr.George Varghese,Dr.Shyam Sunder,Dr.Joseph Edward)		06.35 - 07.35
DINNER		07.45 - 08.30

DAY - 2 (14th Feb, Friday)

BREAKFAST - PROMPT VENUE LECTURE HALL - 3		08.15 - 08.45
TOPIC	FACULTY	TIME
Vascular Lesions	Dr GeorgePaul	09.00 - 09.30
Bimaxillary Orthognathic surgery	Dr Sankar Vinod	09.35 - 10.05
Mandibular Osteotomies	Dr Manoj kumar K p	10.10 - 10.40
Rhinoplasty	Dr.Vivek S	10.45 - 11.25
Intubation Techniques & Emergency Airway	Dr.Thomas P George	11.30 - 12.00
Neck Dissection Types & Choices	Dr Jency Mathews	12.05 - 12.35
Fluid & Electrolyte Balance & Parenteral Nutrition	Dr Prashanth Panicker	12.40 - 01.25
LUNCH		1.30 - 02.00 pm
Trauma : Primary Survey in Maxillofacial Trauma	Dr Yeshwasini	02.00 - 02.30
Approaches to Facial Skeleton	Dr Latha P Rao	02.35 - 03.05
Trauma: Zygomatic Complex Fractures	Dr Srikanth Gadichery	03.10 - 03.40
Mandibular Fractures (except condyles)	Dr Ajoy Vijayan	03.45 - 04.15
TM J Hypermobility	Dr A Thangavelu	04.20 - 04.50
TEA BREAK		
Blow out fractures	Dr Ravi veeraraghavan	05.05 - 05.35
Maxillary fractures	Dr Akhilesh Prathap	05.40 - 06.10
Assessment of Impacted teeth	Dr Sreejith VP	06.15 - 06.40
CASE PRESENTATION & PANEL DISCUSSION - PATHOLOGY & ONCOLOGY (Dr A.Thangavelu, Dr.Bichu Jacob ,Dr.Jency Mathews, Dr.Ravi Veeraraghavan)		06.45 - 07.45
DINNER		07.45 - 08.30

(Signature)
 Dr. K. GEORGE VARGHESE
 PRINCIPAL
 Pushpagiri College of Dental Sciences



DAY-3 (15th Feb, Saturday)

BREAKFAST - PROMPT VENUE LECTURE HALL - 3		08.15 - 08.45
TOPIC	FACULTY	TIME
Internal derangement of TMJ	Dr Bobby John	09.00 - 09.30
TMJ Arthroscopy	Dr Pramod Subash	09.35 - 10.05
TMJ Ankylosis	Dr Ravindran Nair	10.10 - 10.40
TEA BREAK		
TM Joint Replacement	Dr Abhay T Kamath	10.50 - 11.20
Alveolar Bone Grafting	Dr Oommen Aju jacob	11.25 - 12.00
Cleft Lip Surgeries	Dr Sherry Peter	12.05 - 12.35
Cleft Palate Surgery	Dr Vasanth	12.40 - 01.10
LUNCH & Group PHOTO		01.15 - 01.55
Cleft maxillary hypoplasia management	Dr Mathew PC	02.00 - 02.30
Local & Regional Flaps in OMFS	Dr Reena John	02.35 - 03.15
Hemorrhage control in Head and Neck region	Dr Mathew Jose	03.20 - 03.50
Recent Advances in OMFS	Dr Elavenil	03.55 - 04.25
TEA BREAK		
Maxillary sinus and OAF	Dr Soumi Samuel	04.40 - 05.20
Distraction Osteogenesis	Dr Vivek Narayan	05.25 - 06.05
Conscious Sedation	Dr Vivek Narayan	06.10 - 06.40
CASE PRESENTATION & PANEL DISCUSSION - TRAUMA (Dr.Oommen Aju, Dr.Vivek Narayan, Dr.Abhay T Kamath, Dr.Ravindran Nair)		06.45 - 07.40
DINNER		07.45 - 08.30

DAY-4 (16th Feb, Sunday)

BREAKFAST - PROMPT VENUE LECTURE HALL - 3		08.15 - 08.45
TOPIC	FACULTY	TIME
Palatal Fistula	Dr Philip Mathew	09.00 - 09.30
Principles and biomechanics of rigid internal fixation	Dr Sooraj Santhakumar	09.35 - 10.05
Condylar fractures	Dr Ajith Kumar	10.10 - 10.40
TEA BREAK		
NOE fractures and Secondary Correction	Dr Surej kumar LK	10.50- 11.20
Implants	Dr Dhineksh	11.25 - 11.55
Adjuvant Procedures in implantology	Dr Ravi Rajan	12.00 - 12.30
Current concepts in Mangement of Odont. Tumors	Dr Ummer M	12.35 - 01.05
Maxillary Osteotomies	Dr Sony Jacob Mevada	01.10 - 01.40
LUNCH		01.45 - 02.25
PRP,PRF,Fibrin glue ,Thrombin	Dr Nithin Pratap	02.30 - 03.00
Books to Read	Dr Akhilesh Prathap	03.05- 03.20
Practical Exam Preparation	Dr Surejkumar LK	03.25- 03.40
Valedictory Function		03.45 - 04.15

ORGANISING COMMITTEE - PROMPT'18

Prof.K.George Varghese Principal & Chief Advisor

Prof.Dr.Biju Sebastian Vice Principal (Academics) Dr.Benley George,Vice Principal,Administration

Prof.Dr.Eapen Thomas Organising Chairman

Dr.Akhilesh Prathap Organising Secretary

(Signature)
 Dr. K. GEORGE VARGHESE
 PRINCIPAL
 College of Dental Sciences



PUSHPAGIRI COLLEGE OF DENTAL SCIENCES & AOMSI KERALA STATE
Presents

PROMPT 2021

Periodic Review course in Oral & Maxillofacial surgery by Pushpagiri Thiruvalla

Comprehensive Review Class in
Oral & Maxillofacial Surgery



PROMPT'2021 - PROGRAMME SCHEDULE

DAY - 1 (23rd Jan, Saturday) 2 PM Inauguration

DATE	FACULTY	TOPIC	TIME
23rd Jan 2021	Dr Thomas P George	Intubation Techniques & Emergency Airway	03.00 - 03.30
23rd Jan 2021	Dr S. Ravi Rajakumar	Medical Emergencies - An update	03.35 - 04.05
23rd Jan 2021	Dr Mathew Jose	Hemorrhage control in Head and Neck region	04.10 - 04.40
23rd Jan 2021	Dr Akhilesh Prathap	Books to Read	04.45 - 05.15
23rd Jan 2021	Dr Ravi Rajan	Local Anesthesia	05.20 - 05.50
23rd Jan 2021	Dr George Skariah P	Management of Impacted teeth	05.55 - 06.30
23rd Jan 2021	Dr Jimson Samson	Odontogenic Infections	06.35 - 07.05
23rd Jan 2021	Dr Latha P Rao	Osteomyelitis of the Jaws & Osteoradionecrosis	07.10 - 07.40
23rd Jan 2021	Dr Srikanth G	Pre prosthetic Surgery	07.45 - 08.30
23rd Jan 2021	Panel Discussion on Orthognathic Surgery : Panelists: Prof.Varghese Mani, Prof.George Varghese, Prof Joseph Edward, Prof. Shyam Sunder Moderator:Prof.Sooraj S		



Dr. K. GEORGE VARGHESE
PRINCIPAL
Pushpagiri College of Dental Sciences


DAY - 2 (24th Jan, Sunday) 10 AM onwards

24th Jan 2021	Dr Ramdas Shetty	Diagnosis & Treatment planning in Orthognathic surgery	10.00 - 10.30
24th Jan 2021	Dr Vinesh U	Model Surgery	10.35 - 11.05
24th Jan 2021	Dr R. Arvind	Mandibular Osteotomies	11.10 - 11.40
24th Jan 2021	Dr Senthil Nathan	Maxillary Osteotomies	11.45 - 12.15
24th Jan 2021	Dr Sankar Vinod	Facial Asymmetry	12.20 - 12.50
24th Jan 2021	Dr A. Thangavelu	Complications in Orthognathic Surgery	12.55 - 01.30
24th Jan 2021	Dr Gokul Venkateshwar	Primary Survey in Maxillofacial Trauma	02.30 - 03.00
24th Jan 2021	Dr Yeshaswini	Approaches to Facial Skeleton	03.05 - 03.35
24th Jan 2021	Dr Joyce P Sequeira	Zygomatic Complex Fractures	03.40 - 04.10
24th Jan 2021	Dr Anantanarayanan	Orbital Trauma	04.15 - 04.45
24th Jan 2021	Dr Sanjay Joshi	Maxillary fractures	04.50 - 05.20
24th Jan 2021	Dr Manoj Kumar KP	Mandibular Fractures (except condyles)	05.25 - 06.00
24th Jan 2021	Dr Soumithran C	Frontal Bone fractures	06.25 - 06.55
24th Jan 2021	Dr Eapen Thomas	Condylar fractures	07.00 - 07.30
24th Jan 2021	Dr Vikas Dhupar	NOE fractures	07.35 - 08.05
24th Jan 2021	Dr Manjunath Rai	Panfacial fractures - Management & sequencing	08.10 - 08.40
24th Jan 2021	Panel Discussion on Trauma: Moderator: Prof Oommen Aju Jacob		

DAY - 3 (25th Jan, Monday) 6 PM onwards

25th Jan 2021	Dr Bobby John	TMJ Hypermobility	06.00 - 06.30
---------------	---------------	-------------------	---------------

Dr. K. GEORGE VARGHESE
PRINCIPAL
Pushpagiri College of Dental Sciences




25th Jan 2021	Dr Pramod Subash	Internal derangement of TMJ	06.35 - 07.05
25th Jan 2021	Dr Sonal Anchlia	TMJ Ankylosis	07.10 - 07.40
25th Jan 2021	Dr Abhay Kamath	TM Joint Replacement	07.45 - 08.15
25th Jan 2021	Dr Arjun Krishnadas	TMJ Arthroscopy	08.20 - 08.40
25th Jan 2021	Dr Mathew PC	Career Options: What after MDS??	08.45 - 09.15

DAY - 4 (26th Jan, Tuesday) 10 AM onwards

26th Jan 2021	Dr Varun Menon	Evaluation & Treatment planning in Cleft patients	10.00 - 10.30
26th Jan 2021	Dr Krishnamurthy Bonanthaya	Cleft Lip Surgeries	10.35 - 11.05
26th Jan 2021	Dr Vasanth Radhakrishnan	Cleft Palate Surgeries	11.10 - 11.40
26th Jan 2021	Dr Pritham Shetty	Alveolar Bone Grafting	11.45 - 12.15
26th Jan 2021	Dr Soumi Samuel	Maxillary sinus and OAF	12.20 - 12.50
26th Jan 2021	Dr Vivek Narayanan	Distraction Osteogenesis	12.55 - 01.30
26th Jan 2021	Dr Nithin Pratap	PRP, PRF - Applications in OMFS	02.30 - 03.00
26th Jan 2021	Dr Sony Jacob Mevada	Adjuvant Procedures in Dental Implantology	03.05 - 03.35
26th Jan 2021	Dr Sudheesh Manoharan	Diagnosis & Treatment planning of Oral Cancer	03.40 - 04.10
26th Jan 2021	Dr Amit Dhawan	Neck Dissection Types & Choices	04.15 - 04.45
26th Jan 2021	Dr Reena John	Local & Regional Flaps in OMFS	04.50 - 05.30
26th Jan 2021	Dr Ummar M	Salivary Gland Tumours	06.30 - 07.00
26th Jan 2021	Dr Sanjiv Nair	Vascular Lesions	07.05 - 07.35
26th Jan 2021	Dr Ravi Veeraraghavan	Bone Grafts in OMFS	07.40 - 08.10
26th Jan 2021	Dr George Paul	Odontogenic Cysts - OKC	08.15 - 08.45

26th Jan 2021

Panel Discussion on Pathology: Panelists: Prof.Georgé Paul, Prof.Ravindran Nair
Dr.Sudheesh M Moderator: Prof. Surejkumar LK

DAY - 5 (27th Jan, Wednesday) 6 PM onwards

27th Jan 2021	Dr Shaji Thomas	Odontogenic Tumours - Current Perspectives	06.00 - 6.30
27th Jan 2021	Dr Sunitha Joseph	Orofacial pain - An overview	06.35 - 07.05
27th Jan 2021	Dr K. George Varghese	Assessment of Dentofacial Deformities	07.10 - 07.40
27th Jan 2021	Dr Bhagwandas Rai	Orofacial Pain - Neuralgia	07.40 - 08.10
27th Jan 2021	Dr Latha P Rao	Osteomyelitis of the Jaws & Osteoradionecrosis	08.15 - 08.45
27th Jan 2021	EXAM PREPARATION - THE KNOW HOWS: Prof. Annamalai Thangavelu		

DAY - 6 (28th Jan, Thursday) 6 PM onwards

28th Jan 2021	Dr Manu Prasad	Facial Aesthetics - Botox & Fillers	06.00 - 6.30
28th Jan 2021	Dr Ramakrishna Shenoy	Precancerous Lesions & Conditions - An update on OSMF	06.35 - 07.05
28th Jan 2021	Dr Dhineksh Kumar	Dental Implants - Treatment planning	07.10 - 07.40
28th Jan 2021	Dr Srinivas Gosla Reddy	Rhinoplasty	07.40 - 08.10
28th Jan 2021	Dr Elavenil Panneerselvam	Recent Advances in OMFS	08.15 - 08.45
28th Jan 2021	PRIZE DECLARATION & VALEDICTORY FUNCTION		

25th Jan 2021

PG PAPER PRESENTATIONS

10 AM - 1 PM

27th Jan 2021

PG QUIZ COMPETITION

4 PM - 5 PM

2021 Jan 23rd to 28th . Helpline: 7025148111, 9447157317. Email: prompt.omfs@gmail.com



Dr. K. GEORGE VARGHESE
PRINCIPAL
Bhuvanandi College of Dental Sciences



BLS 2020- COURSE CONTENT

Contents	
Part 1	
General Concepts	1
<i>Introduction</i>	1
BLS Course Objectives	1
Provider Manual	2
Age Definitions	2
Boxes	2
Review Questions	3
Student Notes	3
<i>High-Quality CPR</i>	3
Your Approach to a Resuscitation Attempt	3
Personal Protective Equipment	4
<i>The Chain of Survival</i>	4
Learning Objectives	4
Adult Chain of Survival	4
Chain of Survival for an In-Hospital Cardiac Arrest	6
Chain of Survival for an Out-of-Hospital Cardiac Arrest	6
Key Differences Between IHCA and OHCA Chains of Survival	8
Importance of Each Link in the Chain of Survival	7
Pediatric Chain of Survival	8
<i>Cardiac Arrest or Heart Attack?</i>	9
<i>Review</i>	11
<i>Student Notes</i>	11
Part 2	13
BLS for Adults	13
<i>BLS General Concepts</i>	13
Overview	13
Learning Objectives	13
Basic Framework for CPR	13
High-Performance Rescue Teams	14
Main Components of CPR	14
<i>BLS Healthcare Provider Adult Cardiac Arrest Algorithm</i>	14



Dr. K. GEORGE VARGHESE
PRINCIPAL

Pushpajiri College of Dental Sciences

BLS 2020- COURSE CONTENT

Contents

Adult 1-Rescuer BLS Sequence	16
Introduction	16
Verify Scene Safety, Check for Responsiveness, and Get Help	16
Assess for Breathing and Pulse	17
Locating the Carotid Pulse	17
Determine Next Actions	18
Begin High-Quality CPR, Starting With Chest Compressions	18
Attempt Defibrillation With the AED	19
Resume High-Quality CPR	19
Adult Chest Compressions	19
Importance of Chest Compressions	19
High-Quality Chest Compressions	19
Chest Compression Technique	20
Alternate Technique for Chest Compressions	20
Adult Breaths	21
Opening the Airway	21
Introduction	21
Head Tilt-Chin Lift	21
Jaw Thrust	22
Jaw-Thrust Maneuver	22
Barrier Devices	23
Introduction	23
Pocket Mask	23
Use of a Pocket Mask	23
Bag-Mask Devices	25
Bag-Mask Device	25
Bag-Mask Ventilation Technique (1 Rescuer)	26
Bag-Mask Ventilation Technique (2 Rescuers+)	26
Adult 2-Rescuer BLS Sequence	27
Introduction	27
Verify Scene Safety, Check for Responsiveness, and Get Help	27
Assess for Breathing and Pulse	27
Determine Next Actions	28
Begin High-Quality CPR, Starting With Chest Compressions	28
Attempt Defibrillation With the AED	28
Resume High-Quality CPR	29
Team Roles and Duties for 2-Rescuer CPR	29
Rescuer Tasks	29
Review	31
Student Notes	32



[Handwritten Signature]

Dr. K. GEORGE VARGHESE
PRINCIPAL
Faculty of Dental Sciences

BLS 2020- COURSE CONTENT

Contents

Part 3		
Automated External Defibrillator for Adults and Children 8 Years of Age and Older		33
General Concepts		33
Overview		33
Learning Objectives		33
Early Defibrillation		33
Public-Access Defibrillation		33
AED Arrival		34
Using the AED		35
Be Familiar With the AED Equipment in Your Setting		35
Universal Steps for Operating an AED		35
Do Not Delay High-Quality CPR After AED Use		36
Special Circumstances		39
Hairy Chest		39
Water		39
Implanted Defibrillators and Pacemakers		39
Transdermal Medication Patches		39
Review		40
Student Notes		40
Part 4		41
Team Dynamics		41
General Concepts		41
Overview		41
Learning Objectives		41
Elements of Effective Team Dynamics		42
Roles During a Resuscitation Attempt		42
Clear Roles and Responsibilities		42
Knowing Your Limitations		43
Constructive Intervention		43
What to Communicate		43
Knowledge Sharing		43
Summarizing and Reevaluating		43
How to Communicate		43
Closed-Loop Communication		43
Clear Messages		43
Mutual Respect		43
Debriefing		44
Review		44
Student Notes		44



[Signature]
Pushpagiri College of Dental Sciences

BLS 2020- COURSE CONTENT

Contents	
Part 5	
BLS for Infants and Children	45
General Concepts	45
Overview	45
Learning Objectives	45
BLS Healthcare Provider Pediatric Cardiac Arrest Algorithm for the Single Rescuer	45
Infant and Child 1-Rescuer BLS Sequence	47
Introduction	47
Verify Scene Safety, Check for Responsiveness, and Get Help	47
Assess for Breathing and Pulse	47
Infant: Locating the Brachial Artery Pulse	48
Child: Locating the Femoral Artery Pulse	48
Determine Next Actions	48
Was the Collapse Sudden?	49
Begin High-Quality CPR, Starting With Chest Compressions	49
Attempt Defibrillation With the AED	49
Resume High-Quality CPR	49
Infant/Child Chest Compressions	49
Compression Rate and Compression-to-Ventilation Ratio	49
Chest Compression Technique	50
Infant (1 Rescuer): 2-Finger Technique	50
Infant: 2 Thumb-Encircling Hands Technique	51
Infant/Child Breaths	52
Opening the Airway	52
Why Breaths Are Important for Infants and Children in Cardiac Arrest	52
Ventilation for an Infant or Child With a Barrier Device	52
BLS Healthcare Provider Pediatric Cardiac Arrest Algorithm for 2 or More Rescuers	53
Infant and Child 2-Rescuer BLS Sequence	54
Introduction	54
Verify Scene Safety, Check for Responsiveness, and Get Help	54
Assess for Breathing and Pulse	54
Determine Next Actions	54
Begin High-Quality CPR, Starting With Chest Compressions	55
Attempt Defibrillation With the AED	55
Resume High-Quality CPR	55
Review	55
Student Notes	56





 Dr. K. GEORGE VARGHESE
 PRINCIPAL
 Pushpagiri College of Dental Sciences

BLS 2020- COURSE CONTENT

		Contents
Part 6 Automated External Defibrillator for Infants and Children Less Than 8 Years of Age		57
AED for Infants and Children		57
Overview		57
Learning Objectives		57
Be Familiar With the AED Equipment in Your Setting		57
Pediatric-Capable AEDs		57
Delivering a Pediatric Shock Dose		57
Choosing and Placing the AED Pads		58
Use of an AED for Infants		58
Review		59
Student Notes		59
Part 7 Ventilation Techniques		61
Learning Objectives		61
CPR and Breaths With an Advanced Airway		61
Rescue Breathing		62
Techniques for Giving Breaths Without a Barrier Device		62
Overview		62
Mouth-to-Mouth Breathing for Adults and Children		63
Breathing Techniques for Infants		63
Review		65
Student Notes		65
Part 8 Opioid-Associated Life-Threatening Emergencies		67
General Concepts		67
Overview		67
Learning Objectives		67
What Are Opioids?		67
Adverse Effects		67
Antidote to Opioid Overdose		67
Naloxone Autoinjector		67
Intranasal Naloxone		68
Opioid-Associated Life-Threatening Emergency (Adult) Sequence		68
Opioid-Associated Life-Threatening Emergency Response Sequence		68
Review		70
Student Notes		70




Dr. K. GEORGE VARGHESE
 PRINCIPAL
 Pushpagiri College of Dental Sciences

BLS 2020- COURSE CONTENT

Contents	
Part 9	
Choking Relief for Adults, Children, and Infants	
General Concepts	71
Overview	71
Learning Objectives	71
Signs of Choking	71
Choking Relief in a Responsive Adult or Child	72
Abdominal Thrusts	72
Abdominal Thrusts With Victim Standing or Sitting	72
Choking Relief in an Unresponsive Adult or Child	73
Choking Relief in an Unresponsive Adult or Child	73
Actions After Choking Relief	74
Choking Relief in Infants	74
Choking Relief in a Responsive Infant	74
Choking Relief in an Unresponsive Infant	75
Review	76
Student Notes	76
Appendix	77
Summary of High-Quality CPR Components for BLS Providers	79
Adult CPR and AED Skills Testing Checklist	80
Adult CPR and AED Skills Testing Critical Skill Descriptors	81
Infant CPR Skills Testing Checklist	82
Infant CPR Skills Testing Critical Skills Descriptors	83
Answers to Review Questions	85
Recommended Reading	85




Dr. K. GEORGE VARGHESE
PRINCIPAL
Pushpagiri College of Dental Sciences

**CERTIFICATE COURSE IN IMPLANT
ASSISTED ORAL REHABILITATION**

ORGANIZED BY

**PUSHPAGIRI COLLEGE OF DENTAL
SCIENCES**

PERUMTHURUTHY

THIRUVALLA

KERALA -689107




Dr. K. GEORGE VARGHESE
PRINCIPAL
Pushpagiri College of Dental Sciences

MODULE I - Surgical Phase (To be held on 4/9/2019, 5/9/2019, 6/9/2019)

Day 1

Lecture Session

- Current implant systems available
- Indications and contraindications in implant application
- Selection of the appropriate implant system
- Anatomic factors and bone topography
- Principles of osseointegration

DAY 1

Hands on session

Implant placement on Dummy models

Day 2

Lecture Session

- Case Selection Criteria
- Implant Placement Protocol
- Surgical Protocols For Implant Placement

DAY 2

Live Surgery

Implant placement by key expert in patients

Day 3


Case Discussion

Live Surgery

Implant placement by participants guided by the key expert

DAY 3




Dr. K. GEORGE VARGHESE
PRINCIPAL
Pushpagiri College of Dental Sciences

MODULE II – Prosthetic Phase (To be held on 16/12/2020, 17/12/2020)

Day 1

Lecture Session

- Methods of Impression making
- Implant vs. abutment level restorations
- Cement vs. screw-retained restorations
- Restorative materials

} DAY 1

Day 2

Lecture Session

- Restorative treatment options and techniques
- Restorative treatment options and workflow for single tooth
- Restorative treatment options and workflow for multiple missing teeth
- Esthetic zone
- Posterior region
- Restorative treatment options and workflow for edentulous patients

} DAY 2

Clinical session

- Impression making demo on patient by mentor
- Impression making hands on by participants

Day 3

Lecture Session

- Implant maintenance and follow-up
- Peri-implant mucositis
- Peri-implantitis
- Ailing, Failing & Failed implants
- Surgical Complications
- Prosthetic complications
- Concepts of Implant occlusion
- Restorative material options for partially & fully edentulous patients
- Guided bone regeneration and Immediate Extraction placement
- Hard and soft tissue augmentation in deficient ridge situations

} DAY 3



Dr. K. George Varghese
PRINCIPAL
Pushpagiri College of Dental Sciences