

Schedule of Audited Statement of  
income and expenditure duly certified by  
Finance Officer or CA highlighting the  
salary component 2016-17, 2017-18 ,  
2018-19 and 2019-20, 2020-21

Phone: OFF: 0481-2563638.

**O. THOMAS & CO.**  
CHARTERED ACCOUNTANTS  
E-Mail: othomas.co@gmail.com

KOTTAYAM-686 002  
Date: 18-12-2021

### INDEPENDENT AUDITOR'S REPORT


We have audited the Balance Sheet of the M/s. PUSHAGIRI COLLEGE OF DENTAL SCIENCES, Tiruvalla as at 31<sup>st</sup> March, 2021 and also the Income and Expenditure Account for the year ended on that date annexed thereto. These financial statements are the responsibility of the Management. Our responsibility is to express an opinion on these financial statements based on our audit.

We conducted our Audit in accordance with auditing standards generally accepted in India. Those standards require that we plan and perform the audit to obtain reasonable assurance about whether the financial statements are free of material misstatement. An audit also includes examining, on a test basis, evidence supporting the amounts and disclosures in the financial statements. An audit also includes assessing the accounting principles used and significant estimates made by the management, as well as evaluating the overall financial statement presentation.

#### **Auditors' Responsibility**

Our responsibility is to express an opinion on these financial statements based on our audit. We conducted our audit in accordance with the Standards on Auditing issued by the Institute of Chartered Accountants of India. Those Standards require that we comply with the ethical requirements and plan and perform the audit to obtain reasonable assurance about whether the financial statements are free from material misstatement. An audit involves performing procedures to obtain audit evidence about the amounts and the disclosures in the financial statements. The procedures selected depend on the auditor's judgment, including the assessment of the risks of material misstatement of the financial statements, whether due to fraud or error. In making those risk assessments, the auditor considers the internal control relevant to the Association's preparation and fair presentation of the financial statements in order to design audit procedures that are appropriate in the circumstances, but not for the purpose of expressing an opinion on the effectiveness of the Association's internal control. An audit also includes evaluating the appropriateness of accounting policies used and the reasonableness of the accounting estimates made by the Management, as well as evaluating the overall presentation of the financial statements.

We believe that the audit evidence we have obtained is sufficient and appropriate to provide a basis for our audit opinion.



PUSHPAGIRI COLLEGE OF DENTAL SCIENCES (UNIT - III)  
MEDICITY, TIRUVALLA

INCOME & EXPENDITURE ACCOUNT FOR THE YEAR ENDED 31.03.2021

EXPENDITURE	CURRENT YEAR 2020-21	INCOME	CURRENT YEAR 2020-21
<u>Salary &amp; Allowances</u>		<u>College Receipts fees</u>	
Salaries & Allowances	3,84,67,434.00	Tuition Fee	11,60,75,367.00
Food & Accomodation	24,62,501.00		11,60,75,367.00
<u>Dietary &amp; Mess Expense</u>		<u>Mess Fee &amp; Hostel rent &amp; other collection</u>	
Mess Expenses	25,57,358.00	Hostel Fee	10,84,900.10
		Mess Fee	13,70,217.20
<u>Emoluments and Benefits to Employees &amp; Interns</u>		Admission Fee Collected	65,415.00
Dental Pay Clinic Remuneration	11,46,196.00	Dental Materials Collection	14,58,190.00
Remuneration To External Professors	4,000.00	Laboratory Fee	14,000.00
Staff Incentive & Commission	26,658.00	Library Fee	12,000.00
ESI	2,23,142.94	Other Fee Collected	3,12,143.00
PF	7,92,035.00	Registration Fee	39,000.00
Stipend Paid	23,51,082.00	Retotalling Fee	80.00
Travelling & Other Expense-Directors	12,000.00	Special Fee Collected	98,250.00
		Stationery Fee	9,000.00
<u>General Expenses</u>		Transportation Charges Collected	6,88,387.00
Celebration Expenses	5,350.00	University Charges Collected	3,47,000.00
Cleaning Charges	11,500.00	University Exam Fee-Kuhs	1,79,526.42
Discount Paid	8,700.00	Breakage & Recovery	3,52,670.00
Examination Expenses	53,801.00	Creditors Written Off	37,115.00
Food & Refreshment	1,58,920.00	Implantology Course Income	2,26,500.00
Fuel Charges	4,817.00	Interest Received	4,81,518.00
Gift & Presentation	11,140.00	Internship Fee	50,000.00
Student Teaching Cost-Hospital	88,20,000.00	Miscellaneous Income	69,830.00
Training Expense	1,416.00	Photocopy Income - Medicity	29,182.00
Transportation Expenses	1,700.00	Reference Fee	3,000.00
Uniform Expense	2,000.00	Remuneration Received From Kuhs	2,91,657.00
Miscellaneous Expenses	15,781.00	Rent Received	1,24,279.83
		Round Off Differences	1,283.16
<u>Advertisement &amp; Publicity</u>		Store Collection	1,53,750.00
Signage & Name Board	6,882.00	Training Fee	25,000.00
		Transcript Fee	1,042.00
<u>Hospital Running Expenses</u>		Remuneration Disbursed A/C	(4,27,424.00)
Pollution Control Expense	3,40,305.00		70,97,511.71
Medicity Expense	575.00	Dental Consultation & Procedures	1,41,29,224.50
Waste Disposal Expense	52,030.00	Dental Clinic (Medicity) Collection	50,28,861.00
		Dental Prioritycollection	1,91,58,085.50



*[Handwritten Signature]*

Phone: OFF: 0481-2563638.

**O. THOMAS & CO.**  
CHARTERED ACCOUNTANTS  
E-Mail: othomas.co@gmail.com

KOTTAYAM-686 002  
Date: 21-11-2020

## INDEPENDENT AUDITOR'S REPORT

### PUSHPAGIRI MEDICAL SOCIETY, THIRUVALLA

We have audited the consolidated Balance Sheet of the **M/s. PUSHPAGIRI MEDICAL SOCIETY, THIRUVALLA (Unit I, Unit II & Unit III)** as at 31<sup>st</sup> March, 2020 and also the Income and Expenditure Account for the year ended on that date annexed thereto. These financial statements are the responsibility of the Management. Our responsibility is to express an opinion on these financial statements based on our audit.

We conducted our Audit in accordance with auditing standards generally accepted in India. Those standards require that we plan and perform the audit to obtain reasonable assurance about whether the financial statements are free of material misstatement. An audit also includes examining, on a test basis, evidence supporting the amounts and disclosures in the financial statements. An audit also includes assessing the accounting principles used and significant estimates made by the management, as well as evaluating the overall financial statement presentation.

#### **Auditors' Responsibility**


Our responsibility is to express an opinion on these financial statements based on our audit. We conducted our audit in accordance with the Standards on Auditing issued by the Institute of Chartered Accountants of India. Those Standards require that we comply with the ethical requirements and plan and perform the audit to obtain reasonable assurance about whether the financial statements are free from material misstatement. An audit involves performing procedures to obtain audit evidence about the amounts and the disclosures in the financial statements. The procedures selected depend on the auditor's judgment, including the assessment of the risks of material misstatement of the financial statements, whether due to fraud or error. In making those risk assessments, the auditor considers the internal control relevant to the Association's preparation and fair presentation of the financial statements in order to design audit procedures that are appropriate in the circumstances, but not for the purpose of expressing an opinion on the effectiveness of the Association's internal control. An audit also includes evaluating the appropriateness of accounting policies used and the reasonableness of the accounting estimates made by the Management, as well as evaluating the overall presentation of the financial statements.

We believe that the audit evidence we have obtained is sufficient and appropriate to provide a basis for our audit opinion.



**PUSHPAGIRI MEDICAL SOCIETY  
THIRUVALLA  
SCHEDULES TO INCOME AND EXPENDITURE**

Particulars	Cur. F. Year 2018-19 Amount (Rs)	Prev. F. Year 2017-18 Amount (Rs)
<b>SCHEDULE - I SALARY</b>		
Salaries	80,06,46,334.00	77,94,00,914.00
Professional Charges	3,73,15,141.00	5,78,226.00
<b>Total</b>	<b>83,79,61,475.00</b>	<b>77,99,79,140.00</b>
<b>Schedule M - Emoulements &amp; Other Benefits</b>		
Stipend	11,42,92,595.00	8,25,11,554.00
Remuneration	9,88,250.00	11,56,878.00
Incentives	1,55,90,683.00	18,92,282.00
Leave Encashment	20,02,500.00	-
PF	2,81,68,897.00	2,45,83,252.00
ESI	69,56,148.00	93,36,342.00
Gratuity Paid	60,00,000.00	40,00,000.00
Professional Tax	1,55,470.00	5,01,120.00
Contribution to Priest	1,12,000.00	-
Travelling Allowance	11,93,387.00	3,62,805.00
Satff Welfare Expense	4,13,242.00	4,56,323.00
HR Training Expense	1,27,794.00	-
<b>Total</b>	<b>17,60,00,966.00</b>	<b>12,48,00,556.00</b>
<b>SCHEDULE - N PURCHASES</b>		
Medicine	16,44,03,277.00	16,01,28,184.00
Surgicals	5,86,57,435.00	5,53,89,947.00
Lab	4,55,18,013.00	4,09,52,432.00
X Ray	48,41,706.00	53,07,408.00
Oxygen	54,50,497.00	46,37,324.00
Cardiology Purchases	3,15,85,531.00	2,52,83,579.00
Dental Purchase	1,06,39,824.00	97,79,154.00
Linen, Cloths Curtain etc.	5,95,049.00	11,38,337.00
General Supplies	13,59,310.00	17,35,111.00
Stationery & Office Materials	41,21,101.00	38,83,998.00
Computer Stationery	11,62,074.00	13,79,646.00
Hardware/Tools	15,77,710.00	19,49,492.00
Dialysis materials	72,43,254.00	67,49,262.00
Electrical Items	25,80,992.00	26,34,959.00
O T Store	89,64,895.00	1,03,14,398.00
Bio Medical Consumables	72,29,937.00	33,56,086.00
System Consumables	16,44,390.00	18,47,718.00
Painting & Plumbing Materials	22,55,509.00	22,56,390.00
Cleaning & Housekeeping	1,02,33,008.00	1,13,47,535.00
<b>Total</b>	<b>37,00,63,512.00</b>	<b>35,00,70,960.00</b>



*Handwritten signature*

Rev. Fr. Jose Kallumalickal  
Secretary  
Pushpagiri Medical Society  
Tiruvalla - 689 101, Kerala, India

VARGHESE  
PRINCIPAL  
Pushpagiri College of Dental Sciences


**PUSHPAGIRI MEDICAL SOCIETY  
THIRUVALLA**  
**CONSOLIDATED INCOME AND EXPENDITURE FOR THE YEAR ENDED 31.03.2020**

INCOMES	Sch	Cur. F. Year 2019-20 Amount (Rs)	Prev. F. Year 2018-19 Amount (Rs)
Income from Hospital	H	1,15,99,09,215.00	1,15,62,02,560.00
Income from Medical College	IA	54,70,38,213.00	47,02,20,006.00
Income from Nursing College	IB	2,97,23,847.00	2,88,52,735.00
Income from Dental College	IC	12,83,39,797.00	10,88,08,547.00
Income from Pharmacy College	ID	8,65,17,153.00	8,74,05,554.00
Income from Nursing School	IE	1,10,929.00	2,22,069.00
Income from Other Institutions	IF	83,06,096.00	76,98,884.00
Other Income	J	2,13,09,920.40	2,34,81,114.81
Increase / (Decrease in Stock)	K	1,65,03,608.24	(49,05,438.00)
<b>Total</b>		<b>1,99,77,58,778.63</b>	<b>1,87,79,86,031.81</b>

EXPENSES	Sch	Cur. F. Year 2019-20 Amount (Rs)	Prev. F. Year 2018-19 Amount (Rs)
Salary & Allowances	L	83,63,28,860.00	83,79,61,475.00
Emoluments and Benefits to Employees & Interns	M	26,92,68,596.00	22,46,89,733.00
Purchases	N	43,96,57,920.00	37,00,63,512.00
Administration and Office Expenses	O	1,92,78,769.00	1,26,97,860.00
Hospital Running Expenses	P	1,14,68,700.00	1,08,86,741.00
Dietary & Mess Expense	Q	5,17,38,012.00	6,67,65,128.00
Repairs and Maintenance	R	4,73,54,055.00	4,46,00,535.00
Utility Charges	S	6,10,07,554.00	5,22,49,807.00
Legal & Statutory Expense	T	3,06,34,263.00	2,93,62,918.00
General Expenses	U	1,21,66,462.37	76,09,038.00
Advertisement & Publicity	V	31,83,433.00	39,61,599.00
Interest & Bank Charges	W	14,86,78,298.00	13,72,97,484.00
Depreciation	E	11,53,46,094.85	12,74,76,347.92
Surplus/(Deficit) for the year		(4,83,52,238.59)	(4,76,36,146.11)
<b>Total</b>		<b>1,99,77,58,778.63</b>	<b>1,87,79,86,031.81</b>

For O. Thomas & Co.  
Chartered Accountants

Place: Thiruvalla  
Date : 16-11-2020



For Pushpagiri Medical Society

*(Signature)*

Rev. Fr. Jose Kallimattikal  
Secretary  
Pushpagiri Medical Society  
Thiruvalla - 689 101, Kerala, India

*(Signature)*

**PUSHPAGIRI MEDICAL SOCIETY  
THIRUVALLA  
SCHEDULES TO INCOME AND EXPENDITURE**

Particulars	Cur. F. Year 2019-20 Amount (Rs)	Prev. F. Year 2018-19 Amount (Rs)
<b>SCHEDULE - I SALARY</b>		
Salaries	80,25,40,138.00	80,06,46,334.00
Professional Charges	3,37,88,722.00	3,73,15,141.00
<b>Total</b>	<b>83,63,28,860.00</b>	<b>83,79,61,475.00</b>
<b>Schedule M - Emoluments &amp; Other Benefits</b>		
Stipend	19,64,45,339.00	16,29,81,362.00
Incentives	2,95,32,118.00	1,55,90,683.00
Remuneration	13,76,935.00	9,88,250.00
Leave Encashment	21,22,767.00	20,02,500.00
PF	2,48,39,446.00	2,81,68,897.00
ESI	42,77,738.00	69,56,148.00
Gratuity Paid	90,00,000.00	60,00,000.00
Professional Tax	-	1,55,470.00
Contribution to Priest	-	1,12,000.00
Travelling Allowance	11,06,461.00	11,93,387.00
Staff Welfare Expense	4,39,212.00	4,13,242.00
Student Welfare	70,000.00	-
HR Training Expense	58,580.00	1,27,794.00
<b>Total</b>	<b>26,92,68,596.00</b>	<b>22,46,89,733.00</b>
<b>SCHEDULE - N PURCHASES</b>		
Medicine	19,23,74,818.00	16,44,03,277.00
Surgicals	7,55,08,364.00	5,86,57,435.00
Lab	4,88,08,864.00	4,55,18,013.00
X Ray	42,47,465.00	48,41,706.00
Oxygen	57,44,233.00	54,50,497.00
Cardiology Purchases	3,14,31,321.00	3,15,85,531.00
Dental Purchase	1,58,76,729.00	1,06,39,824.00
Linen, Cloths Curtain etc.	15,47,591.00	5,95,049.00
General Supplies	24,21,948.00	13,59,310.00
Stationery & Office Materials	38,88,900.00	41,21,101.00
Computer Stationery	8,96,501.00	11,62,074.00
Hardware/Tools	39,08,146.00	15,77,710.00
Dialysis materials	77,75,276.00	72,43,254.00
Electrical Items	37,41,908.00	25,80,992.00
OT Store	2,04,84,040.00	89,64,895.00
Bio Medical Consumables	65,59,759.00	72,29,937.00
System Consumables	14,38,752.00	16,44,390.00
Painting & Plumbing Materials	29,89,371.00	22,55,509.00
Cleaning & Housekeeping	1,00,13,934.00	1,02,33,008.00
<b>Total</b>	<b>43,96,57,920.00</b>	<b>37,00,63,512.00</b>



*Dr. K. George Varghese*

Dr. K. GEORGE VARGHESE  
PRESIDENT  
Pushpagiri College

Phone: OFF: 0481-2563638.

**O. THOMAS & CO.**  
CHARTERED ACCOUNTANTS  
E-Mail: othomas.co@gmail.com

KOTTAYAM-686 002  
Date: 28/09/2018

INDEPENDENT AUDITOR'S REPORT

PUSHPAGIRI MEDICAL SOCIETY, THIRUVALLA

We have audited the consolidated Balance Sheet of the M/s. PUSHPAGIRI MEDICAL SOCIETY, THIRUVALLA (Unit I, Unit II & Unit III) as at 31<sup>st</sup> March, 2018 and also the Income and Expenditure Account for the year ended on that date annexed thereto. These financial statements are the responsibility of the Management. Our responsibility is to express an opinion on these financial statements based on our audit.

We conducted our Audit in accordance with auditing standards generally accepted in India. Those standards require that we plan and perform the audit to obtain reasonable assurance about whether the financial statements are free of material misstatement. An audit also includes examining, on a test basis, evidence supporting the amounts and disclosures in the financial statements. An audit also includes assessing the accounting principles used and significant estimates made by the management, as well as evaluating the overall financial statement presentation.

**Auditors' Responsibility**

Our responsibility is to express an opinion on these financial statements based on our audit. We conducted our audit in accordance with the Standards on Auditing issued by the Institute of Chartered Accountants of India. Those Standards require that we comply with the ethical requirements and plan and perform the audit to obtain reasonable assurance about whether the financial statements are free from material misstatement. An audit involves performing procedures to obtain audit evidence about the amounts and the disclosures in the financial statements. The procedures selected depend on the auditor's judgment, including the assessment of the risks of material misstatement of the financial statements, whether due to fraud or error. In making those risk assessments, the auditor considers the internal control relevant to the Association's preparation and fair presentation of the financial statements in order to design audit procedures that are appropriate in the circumstances, but not for the purpose of expressing an opinion on the effectiveness of the Association's internal control. An audit also includes evaluating the appropriateness of accounting policies used and the reasonableness of the accounting estimates made by the Management, as well as evaluating the overall presentation of the financial statements.

We believe that the audit evidence we have obtained is sufficient and appropriate to provide a basis for our audit opinion.



A handwritten signature in blue ink, likely of the auditor, written over the stamp.



**PUSHPAGIRI MEDICAL SOCIETY  
THIRUVALLA**

**CONSOLIDATED INCOME AND EXPENDITURE  
FOR THE YEAR ENDED 31.03.2018**

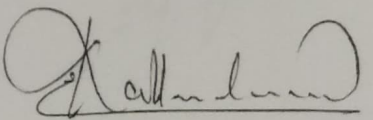
PREVIOUS YEAR Amount (Rs)	INCOMES	SCHEDULES	CURRENT YEAR Amount (Rs)
1,11,27,48,789.64	Income from Hospital	H	1,22,57,83,021.00
43,08,87,262.00	Income from Medical College	IA	39,83,30,631.00
2,66,10,743.00	Income from Nursing College	IB	2,76,23,882.00
11,54,93,695.50	Income from Dental College	IC	10,74,16,776.00
7,46,00,067.00	Income from Pharmacy College	ID	8,35,98,276.00
32,71,749.00	Income from Nursing School	IE	22,79,485.00
50,92,577.00	Income from Other Institutions	IF	52,86,944.00
2,42,16,791.62	Other Income	J	2,45,79,508.08
(12,62,693.03)	Increase / (Decrease in Stock)	K	(2,22,599.00)
<b>1,79,16,58,981.73</b>	<b>Total</b>		<b>1,87,46,75,924.08</b>

PREVIOUS YEAR Amount (Rs)	EXPENSES	SCHEDULES	CURRENT YEAR Amount (Rs)
65,07,76,543.00	Salary	L	78,78,34,324.00
11,49,32,052.00	Allowances and Benefits to Employees	M	12,17,72,494.00
35,71,80,204.00	Purchases	N	35,01,68,892.00
5,00,83,092.00	Administration and office Expenses	O	4,10,71,971.00
5,05,95,851.00	Power and Fuel Expenses	P	4,74,11,616.00
2,80,00,519.00	Repairs and Maintenance	Q	2,61,46,429.00
32,19,630.00	Vehicle Expenses	R	32,93,396.00
29,240.00	Freight ,Transportation and Demurrage	S	47,033.00
22,84,33,874.00	General Expenses	T	26,51,53,518.00
14,20,97,274.36	Bank Interest and Commission	U	14,15,56,552.00
3,98,612.00	Miscellaneous Expenses		4,77,409.00
13,79,15,844.50	Depreciation	E	14,02,02,599.94
<b>2,79,96,245.87</b>	<b>Surplus/(Deficit) for the year</b>		<b>(5,04,60,309.86)</b>
<b>1,79,16,58,981.73</b>	<b>Total</b>		<b>1,87,46,75,924.08</b>


For O.Thomas & Co.  
Chartered Accountants

Place: Thiruvalla  
Date :28.09.2018

For Pushpagiri Medical Society



Rev. Fr. Jose Kallumalickal  
Secretary  
Pushpagiri Medical Society  
Thiruvalla - 689 101, Kerala, India

  
**Dr. K. GEORGE VARGHESE**  
PRINCIPAL  
Pushpagiri College of Dental Sciences



**PUSHPAGIRI MEDICAL SOCIETY**  
**THIRUVALLA**  
**SCHEDULES TO INCOME AND EXPENDITURE**

PREVIOUS YEAR Amount (Rs)	Particulars	CURRENT YEAR Amount (Rs)
	<b><u>SCHEDULE - J OTHER INCOME</u></b>	
42,08,420.26	Interest Received	47,44,675.05
33,62,800.00	Sub Center Collection	51,05,156.00
5,58,150.00	Training Fee	7,53,840.00
2,13,575.00	Discount	1,05,850.00
1,25,688.00	Poor Aid Fund	1,21,677.00
37,80,301.00	Rent received	68,65,597.00
19,18,662.00	Compensation from Employees	11,48,000.00
20,96,983.00	Hospital Benefit	18,38,710.00
11,14,820.00	Uniform Charges	2,31,720.00
12,52,527.00	Miscellaneous Income	10,93,375.50
17,08,796.00	Dressing & Plastering	22,05,210.00
-	MLC Charge	400.00
3,47,062.00	Store Collection	4,93,397.00
981.37	Round Off	3,912.19
35,28,026.00	Donations Received/(Utilized)	(1,32,011.66)
<b>2,42,16,791.63</b>	<b>Total</b>	<b>2,45,79,508.08</b>
	<b><u>SCHEDULE - K STOCK DIFFERENTIAL</u></b>	
2,95,76,818.03	Closing Stock	2,80,91,526.00
(2,63,78,160.00)	Less: Opening Stock	2,83,14,125.00
<b>31,98,658.03</b>	<b>Total</b>	<b>(2,22,599.00)</b>
	<b><u>SCHEDULE - L SALARY</u></b>	
58,77,11,214.00	Salaries	74,38,66,485.00
6,30,65,329.00	Professional Charges	4,39,67,839.00
<b>65,07,76,543.00</b>	<b>Total</b>	<b>78,78,34,324.00</b>
	<b><u>SCHEDULE - M ALLOWANCE TO EMPLOYEES</u></b>	
7,65,37,305.00	Stipend	8,22,24,022.00
10,08,722.00	Remuneration	11,27,758.00
2,38,68,318.00	PF	2,45,83,252.00
91,21,621.00	ESI	93,36,342.00
40,00,000.00	Gratuity	40,00,000.00
3,96,086.00	Professional Tax	5,01,120.00
<b>11,49,32,052.00</b>	<b>Total</b>	<b>12,17,72,494.00</b>



*[Handwritten Signature]*

Rev. Fr. Jose Kallumalickal  
 Secretary  
 Pushpagiri Medical Society  
 Thiruvalla - 689 101, Kerala, India

*[Handwritten Signature]*  
 Dr. K. GEORGE  
 PRINCIPAL  
 Pushpagiri College of Dental Sciences




PUSHPAGIRI MEDICAL SOCIETY


THIRUVALLA

ANNEXURE III - Expenditure

Particulars	Hospital	Medical College	Nursing College	Dental College	Research Centre	Allied College	Pharmacy College	Nursing School	Total
<b>Schedule I. - Salary</b>									
Salary	65,36,01,812.00	1,27,49,448.00	88,41,756.00	5,04,06,607.00	8,07,553.00	5,78,226.00	1,69,07,935.00	5,51,374.00	74,38,66,485.00
Prof Charges	4,33,89,613.00								4,39,67,839.00
<b>Sub Total</b>	<b>69,69,91,425.00</b>	<b>1,27,49,448.00</b>	<b>88,41,756.00</b>	<b>5,04,06,607.00</b>	<b>8,07,553.00</b>	<b>5,78,226.00</b>	<b>1,69,07,935.00</b>	<b>5,51,374.00</b>	<b>78,78,34,324.00</b>
<b>Schedule M - Salaries &amp; Allowance</b>									
Stipend		7,70,39,530.00							8,22,24,022.00
Remuneration		5,68,863.00						800.00	11,27,758.00
PF	2,45,83,252.00								2,45,83,252.00
ESI	93,36,342.00								93,36,342.00
Gratuity Paid	40,00,000.00								40,00,000.00
Professional Tax	5,01,120.00								5,01,120.00
<b>Sub Total</b>	<b>3,84,20,714.00</b>	<b>7,76,08,393.00</b>	<b>1,11,975.00</b>	<b>54,49,298.00</b>		<b>6,600.00</b>	<b>1,74,714.00</b>	<b>800.00</b>	<b>12,17,72,494.00</b>
<b>Schedule O - Purchase Items</b>									
Medicine	16,01,28,183.81								16,01,28,184.00
Surgicals	5,53,89,947.27								5,53,89,947.00
Lab	4,09,52,431.77								4,09,52,432.00
X Ray	53,07,407.88								53,07,408.00
Oxygen	46,37,324.66								46,37,325.00
Cardiology Purchases	2,52,83,579.25								2,52,83,579.00
Dental Purchase	92,83,209.00			5,27,657.00					98,10,866.00
Linen, Cloths Curtain etc.	11,38,337.31								11,38,337.00
General Supplies	16,90,135.74			44,975.00					17,35,111.00
Stationery & Office Materials	38,91,739.45								38,91,739.00
Computer Stationery	32,27,363.57								32,31,892.00
Hardware/Tools	19,49,491.70								19,49,492.00
Dialysis materials	67,49,261.98								67,49,262.00
Electrical Items	26,34,958.59								26,34,959.00
O T Store	1,03,14,397.80								1,03,14,398.00
Bio Medical Consumables	33,56,086.13								33,56,086.00
Painting & Plumbing Materials	22,56,390.05								22,56,390.00
Cleaning & Housekeeping	1,13,82,784.81						18,700.00		1,14,01,485.00
<b>Sub Total</b>	<b>34,95,73,030.77</b>			<b>5,77,159.99</b>			<b>18,700.00</b>		<b>35,01,68,892.00</b>



Rev. Fr. Jose Kallumalickal  
Secretary  
Pushpagiri Medical Society  
Thiruvalla - 689 101, Kerala, India

Dr. K. GEORGE VARGHESE  
PRINCIPAL

Particulars	Hospital	Medical College	Nursing College	Dental College	PRMR	PCAHS	PHARMACY COLLEGE	SCHOOL OF NURSING
Salary	50,75,80,686.00	1,12,10,601.00	88,48,001.00	4,27,03,557.00	27,13,527.00		1,33,59,936.00	12,94,906.00
Prof Charges	6,28,22,329.00			2,43,000.00				
	57,04,03,015.00	1,12,10,601.00	88,48,001.00	4,29,46,557.00	27,13,527.00		1,33,59,936.00	12,94,906.00
Stipend		7,15,04,158.00		48,53,147.00			1,80,000.00	7,65,37,305.00
Remuneration	2,38,68,318.00	4,60,820.00	1,86,100.00	2,49,000.00			1,12,002.00	10,08,722.00
PF	91,21,621.00							2,38,68,318.00
ESI	40,00,000.00							91,21,621.00
Gratuity Paid	3,96,086.00							40,00,000.00
Professional Tax								3,96,086.00
Welfare Expenses	3,73,86,025.00	7,19,64,978.00	1,86,100.00	51,02,147.00			2,92,002.00	11,49,32,052.00
Medicine	16,51,18,556.00							16,51,18,556.00
Surgicals	5,70,83,051.00							5,70,83,051.00
Lab	3,68,92,992.00							3,68,92,992.00
X Ray	55,21,636.50							55,21,637.00
Oxygen	63,72,798.00							63,72,798.00
Cardiology Purchases	3,14,94,165.00			5,368.00				3,14,94,165.00
Dental Purchase	80,38,598.00							80,43,966.00
Linen, Cloths Curtain etc.	8,91,894.00							8,91,894.00
General Supplies	21,72,598.84			20,960.00				21,93,559.00
Stationery & Office Materials	34,54,794.66							34,54,795.00
Computer Stationery	21,60,138.48			19,515.08				21,79,654.00
Hardware/Tools	29,08,735.52							29,08,736.00
Dialysis materials	70,41,551.00							70,41,551.00
Electrical Items	32,97,693.00							32,97,693.00
O T Store	89,18,479.00							89,18,479.00
Bio Medical Consumables	37,95,634.66							37,95,635.00
Painting & Plumbing Materials	25,78,897.00							25,78,897.00
Cleaning & Housekeeping	93,92,146.00			45,843.08				93,92,146.00
	35,71,34,358.66							35,71,80,204.00

Dr. K. GEORGE VAI  
 PRINCIPAL  
 Pushpavri College of Dental S



**PUSHPAGIRI MEDICAL SOCIETY  
THIRUVALLA**

**CONSOLIDATED INCOME AND EXPENDITURE  
FOR THE YEAR ENDED 31.03.2017**

PREVIOUS YEAR Amount (Rs)	INCOMES	SCHEDULES	CURRENT YEAR Amount (Rs)
1,044,926,527.00	Income from Hospital	H	1,112,748,789.64
413,242,226.00	Income from Medical College	IA	430,887,262.00
26,156,036.00	Income from Nursing College	IB	26,610,743.00
116,455,582.00	Income from Dental College	IC	115,493,695.50
65,467,424.00	Income from Pharmacy College	ID	74,600,067.00
4,195,301.00	Income from Nursing School	IE	3,271,749.00
5,305,471.00	Income from Other Institutions	IF	5,092,577.00
25,318,390.85	Other Income	J	24,216,791.62
3,198,658.00	Increase / (Decrease in Stock)	K	(1,262,693.03)
<b>1,704,265,615.85</b>	<b>Total</b>		<b>1,791,658,981.73</b>

PREVIOUS YEAR Amount (Rs)	EXPENSES	SCHEDULES	CURRENT YEAR Amount (Rs)
616,899,740.00	Salary	L	650,776,543.00
92,099,698.00	Allowances and Benefits to Employees	M	114,932,052.00
350,688,841.00	Purchases	N	357,180,204.00
44,293,578.00	Administration and office Expenses	O	50,083,092.00
48,532,806.00	Power and Fuel Expenses	P	50,595,851.00
26,441,424.00	Repairs and Maintenance	Q	28,000,519.00
3,122,005.00	Vehicle Expenses	R	3,219,630.00
69,698.00	Freight, Transportation and Demurrage	S	29,240.00
209,507,214.00	General Expenses	T	228,433,874.00
130,675,225.85	Bank Interest and Commission	U	142,097,274.36
1,553,415.00	Miscellaneous Expenses		398,612.00
136,957,504.07	Depreciation	E	137,915,844.50
<b>43,424,466.93</b>	<b>Surplus/(Deficit) for the year</b>		<b>27,996,245.87</b>
<b>1,704,265,615.85</b>	<b>Total</b>		<b>1,791,658,981.73</b>

For O.Thomas & Co.  
Chartered Accountants

Place: Thiruvalla  
Date :23.03.2017



For Pushpagiri Medical Society



Rev. Dr. Shaji Mathews Vazhayil  
Secretary  
Pushpagiri Medical Society  
Thiruvalla - 689 101, Kerala, India

**PUSHPAGIRI MEDICAL SOCIETY**  
**THIRUVALLA**  
**CONSOLIDATED INCOME AND EXPENDITURE**  
**FOR THE YEAR ENDED 31.03.2017**

PREVIOUS YEAR Amount (Rs)	INCOMES	SCHEDULES	CURRENT YEAR Amount (Rs)
1,044,926,527.00	Income from Hospital	H	1,112,748,789.64
413,242,226.00	Income from Medical College	IA	430,887,262.00
26,156,036.00	Income from Nursing College	IB	26,610,743.00
116,455,582.00	Income from Dental College	IC	115,493,695.50
65,467,424.00	Income from Pharmacy College	ID	74,600,067.00
4,195,301.00	Income from Nursing School	IE	3,271,749.00
5,305,471.00	Income from Other Institutions	IF	5,092,577.00
25,318,390.85	Other Income	J	24,216,791.62
3,198,658.00	Increase / (Decrease in Stock)	K	(1,262,693.03)
<b>1,704,265,615.85</b>	<b>Total</b>		<b>1,791,658,981.73</b>

PREVIOUS YEAR Amount (Rs)	EXPENSES	SCHEDULES	CURRENT YEAR Amount (Rs)
616,899,740.00	Salary	L	650,776,543.00
92,099,698.00	Allowances and Benefits to Employees	M	114,932,052.00
350,688,841.00	Purchases	N	357,180,204.00
44,293,578.00	Administration and office Expenses	O	50,083,092.00
48,532,806.00	Power and Fuel Expenses	P	50,595,851.00
26,441,424.00	Repairs and Maintenance	Q	28,000,519.00
3,122,005.00	Vehicle Expenses	R	3,219,630.00
69,698.00	Freight, Transportation and Demurrage	S	29,240.00
209,507,214.00	General Expenses	T	228,433,874.00
130,675,225.85	Bank Interest and Commission	U	142,097,274.36
1,553,415.00	Miscellaneous Expenses		398,612.00
136,957,504.07	Depreciation	E	137,915,844.50
43,424,466.93	Surplus/(Deficit) for the year		27,996,245.87
<b>1,704,265,615.85</b>	<b>Total</b>		<b>1,791,658,981.73</b>

For O.Thomas & Co.  
Chartered Accountants

Place: Thiruvalla  
Date: 23.09.2017




For Pushpagiri Medical Society

Rev. Dr. Shaji Mathews Vazhayil  
Secretary  
Pushpagiri Medical Society  
Thiruvalla - 689 101, Kerala, India





*(Signature)*

Dr. K. GEORGE VARGHESE  
PRINCIPAL



Statement showing the total expenditure excluding the salary component for each of the years certified by the Finance Officer or CA for the year 2016-17, 2017-18 , 2018-19 and 2019-20, 2020-21

Particulars	Hospital	Medical College	Nursing College	Dental College	PRMR	PCAHS	PHARMACY COLLEGE	SCHOOL OF NURSING
Salary	50,75,80,686.00	1,12,10,601.00	88,48,001.00	4,27,03,557.00	27,13,527.00		1,33,59,936.00	12,94,906.00
Prof Charges	6,28,22,329.00			2,43,000.00				6,30,65,329.00
	57,04,03,015.00	1,12,10,601.00	88,48,001.00	4,29,46,557.00	27,13,527.00	-	1,33,59,936.00	12,94,906.00
Stipend		7,15,04,158.00					1,80,000.00	7,65,37,305.00
Remuneration		4,60,820.00	1,86,100.00	48,53,147.00			1,12,002.00	10,08,722.00
PF	2,38,68,318.00			2,49,000.00				2,38,68,318.00
ESI	91,21,621.00							91,21,621.00
Gratuity Paid	40,00,000.00							40,00,000.00
Professional Tax	3,96,086.00							3,96,086.00
Welfare Expenses								
	3,73,86,025.00	7,19,64,978.00	1,86,100.00	51,02,147.00	-	-	2,92,002.00	11,49,32,052.00
Medicine	16,51,18,556.00							16,51,18,556.00
Surgicals	5,70,83,051.00							5,70,83,051.00
Lab	3,68,92,992.00							3,68,92,992.00
X Ray	55,21,636.50							55,21,637.00
Oxygen	63,72,798.00							63,72,798.00
Cardiology Purchases	3,14,94,165.00							3,14,94,165.00
Dental Purchase	80,38,598.00			5,368.00				80,43,966.00
Linen, Cloths Curtain etc.	8,91,894.00							8,91,894.00
General Supplies	21,72,598.84			20,960.00				21,93,559.00
Stationery & Office Materials	34,54,794.66							34,54,795.00
Computer Stationery	21,60,138.48			19,515.08				21,79,654.00
Hardware/Tools	29,08,735.52							29,08,736.00
Dialysis materials	70,41,551.00							70,41,551.00
Electrical Items	32,97,693.00							32,97,693.00
O T Store	89,18,479.00							89,18,479.00
Bio Medical Consumables	37,95,634.66							37,95,635.00
Painting & Plumbing Materials	25,78,897.00							25,78,897.00
Cleaning & Housekeeping	93,92,146.00							93,92,146.00
	35,71,34,358.66	-	-	45,843.08	-	-	-	35,71,80,204.00




Particulars	Hospital	Medical College	Nursing College	Dental College	PRMR	PCAHS		
Telephone Charge	12,80,049.00							12,80,049.00
Printing Exp., Stat.	55,42,937.02	25,748.00				33,981.00		56,02,666.00
Med. Collg. Exp	4,11,891.00							4,11,891.00
PG Courses		28,86,000.00	99,588.00					28,86,000.00
Collg. Of Nursing	25,77,665.00							99,588.00
Sub Center Expense	3,36,250.00							25,77,665.00
Donation	1,37,893.00	42,983.00	38,087.00	18,616.00		12,522.00	4,987.00	3,36,250.00
Postage	5,80,839.00	5,88,238.00	7,011.00	77,444.00		2,44,485.00		2,55,088.00
Newspaper & Subscription	18,69,085.00		5,938.00			20,723.00	1,340.00	8,32,335.00
Travelling Expenses						15,981.00		25,62,768.00
Local Conveyance						67,920.00	6,726.00	15,981.00
Insurance	9,92,940.00	2,98,153.00	1,08,751.00					14,74,490.00
COMPENSATION TO PATIENTS-CD	14,44,406.00							14,44,406.00
Professional Charges	21,21,849.00							21,21,849.00
Advertisement Exp.	61,81,131.00		46,540.00	3,750.00		31,425.00		62,59,096.00
Legal Exp.	2,16,147.00							2,19,897.00
Audit Fee & Others	5,80,645.00							5,80,645.00
Refreshments	10,82,493.00	1,09,843.00	58,220.00	1,62,814.00		1,02,072.00		15,15,442.00
Rates, Taxes, Penalty	20,66,704.75							20,66,705.00
Medicity Exp.	18,40,480.00							18,40,480.00
Research Exp.	1,17,088.00							1,17,088.00
Registration & Renewal charges	6,11,761.00			57,250.00		48,000.00		7,17,011.00
TAX, INSPECTION & LICENSE FEE -								
GOVT. AUTHORITIES	30,08,748.00							30,08,748.00
Clinical Training, Aff			15,050.00					15,050.00
INC&KNC EXPENSES			65,600.00				10,275.00	75,875.00
Univ. Affl. Exp.(KUHHS)		80,31,329.00	6,69,500.00	17,30,200.00		13,35,000.00		1,17,66,029.00
	3,30,01,001.77	1,19,82,294.00	11,14,285.00	20,50,074.00		19,12,109.00	23,328.00	5,00,83,092.00
Electricity Charge	4,75,91,143.04							4,75,91,143.00
Generator Running	30,04,708.00							30,04,708.00
	5,05,95,851.04							5,05,95,851.00

PRINCIPAL  
Pushpagiri College of Dental Sciences




*[Handwritten Signature]*

Particulars	Hospital	Medical College	Nursing College	Dental College	PRMR	PCAFHS		
R&M-Equipments	2,24,144.00			25,000.00				2,49,144.00
Service Contract	1,31,61,875.00							1,31,61,875.00
Service Charge	12,16,898.00							12,16,898.00
General Maintenance-Building	1,17,69,354.00		23,186.00	66,150.00				1,18,58,690.00
Repairs & Maintenance	12,72,268.84			98,730.00				1,18,58,690.00
	2,76,44,539.84	-	23,186.00	1,89,880.00	-		1,42,913.00	15,13,912.00
Vehicle Running	32,19,630.00							2,80,00,519.00
Freight & Transportation	2,300.00							32,19,630.00
Loading & Unloading								
Warehousing Charge	26,940.00							2,300.00
	29,240.00	-	-	-	-	-	-	26,940.00
								29,240.00

  
 Dr. K. GEORGE VARGHESE  
 PRINCIPAL  
 Pushpagiri College of Dental Sciences





Particulars	Hospital	Medical College	Nursing College	Dental College	PRMR	PCAHs		
Lab Chemicals & Practicals				7,01,040			8,30,964	15,32,204
Seminar & Conference Expenses	40,250		260					40,250.00
Water Charge	19,23,853.00							19,23,853.00
Free Care & Spl. Disc.	9,43,34,057.39							9,43,34,057.00
Bad Debt Written Off								
Laundry Exp.	26,60,482.00							26,60,482.00
Biopsy	26,71,169.00							26,71,169.00
Uniform	9,05,075.00							9,05,075.00
Rent	28,98,139.00							28,98,139.00
Rent Paid Oxygen Tank	86,300.00							86,300.00
LPG Expenses	13,218.00	7,630.00					13,061.00	90,502.00
Food & Accommodation	5,55,83,942.00						1,36,606.00	5,57,29,573.00
Dietary Services	43,61,801.00							43,61,801.00
Gardening Expenses								
Mess Exp.								
Staff Welfare, Festival & Gift Expenses	30,26,473.00	1,69,48,883.00	61,82,126.00	78,19,304.00			86,80,039.00	4,10,28,352.00
Room maintenance		43,151.00	30,679.00	9,500.00			1,30,348.00	32,40,151.00
Medical Checkup Exp.			67,053.00				4,757.00	71,810.00
CME & Conference	6,68,267.00							6,68,267.00
Inspection & Calibration	10,11,264.00							10,11,264.00
Pollution Control Board Expenses	8,51,892.00							8,55,892.00
Refund of Collected Bills		37,60,000.00	7,60,000.00	4,000.00				44,191.00
Scholarship			30,165.00	27,82,385.00				28,000.00
Convocation Exp.				2,50,000.00				2,50,000.00
Examination Exp.		16,25,606.00		2,37,157.00				18,62,763.00
Animal House Expenses								
Contribution To Priest	9,50,000.00							9,50,000.00
Inspection Exp.		4,81,087.00						4,81,087.00
	17,19,86,182.39	2,28,66,357.00	70,70,283.00	1,36,84,437.00			2,55,649.00	25,52,169.00
							1,12,15,615.00	22,84,33,874.00
Interest Paid								
Comm, Bank Chrg.	13,65,53,879.93							13,65,53,879.93
Credit Card	46,01,207.67	21,677.00	2,170.50	690.00	5.00		935.00	46,26,917.17
	9,16,477.26							9,16,477.26
	14,20,71,564.86	21,677.00	2,170.50	690.00	5.00		935.00	14,20,97,274.36
Misc. Expenses	2,19,988.08		61,440.00					2,19,988.08
	2,19,988.08		61,440.00					2,19,988.08
	1,39,36,91,396.64	11,80,45,907.00	1,73,05,465.50	6,40,42,152.08	27,13,532.00		91,727.00	3,98,612.00
							2,933.00	3,98,612.00
							2,933.00	3,98,612.00
								1,62,57,46,891.36

Dr. K. GEORGE VARGHESE  
PRINCIPAL  
Pushpagiri College of Dental & Health Sciences



*[Handwritten Signature]*

16-17

**Description**

- PMCH :: DENTAL CLINIC MEDICITY
- PMCH :: PRIMARY HEALTH CENTRE MEDICITY
- PMCH :: DINING HALL - MEDICITY
- PMCH :: DENTAL CLINIC (MEDICITY) COLLECTION
- PMCH :: MEDICINE SALE - MEDICITY
- PMCH :: MEDICITY MAINTENANCE EXPENSES
- PMCH :: MEDICITY EXPENSES

13,32,879.44  
 2,35,494.32  
 98,01,080.00

14,04,189.00

4,36,291.00

1,22,16,249.00  
 6,88,484.00



*[Handwritten signature]*

Dr. K. GEORGE VARGHESE  
 PRINCIPAL  
 Pushpagiri College of Dental Sciences

*[Handwritten signature]*


PUSHPAGIRI MEDICAL SOCIETY  
THIRUVALLA

ANNEXURE III - Expenditure

Particulars	Hospital	Medical College	Nursing College	Dental College	Research Centre	Allied College	Pharmacy College	Nursing School	Total
<b>Schedule L - Salary</b>									
Salary	65,36,01,812.00	1,27,49,448.00	88,41,756.00	5,04,06,607.00	8,07,553.00		1,69,07,935.00	5,51,374.00	74,38,66,485.00
Prof Charges	4,33,89,613.00					5,78,226.00			4,39,67,839.00
<b>Sub Total</b>	<b>69,69,91,425.00</b>	<b>1,27,49,448.00</b>	<b>88,41,756.00</b>	<b>5,04,06,607.00</b>	<b>8,07,553.00</b>	<b>5,78,226.00</b>	<b>1,69,07,935.00</b>	<b>5,51,374.00</b>	<b>78,78,34,324.00</b>
<b>Schedule M - Salaries &amp; Allowance</b>									
Stipend		7,70,39,530.00		51,25,298.00			59,194.00		8,22,24,022.00
Remuneration		5,68,863.00	1,11,975.00	3,24,000.00		6,600.00	1,15,520.00	800.00	11,27,758.00
PF	2,45,83,252.00								2,45,83,252.00
ESI	93,36,342.00								93,36,342.00
Gratuity Paid	40,00,000.00								40,00,000.00
Professional Tax	5,01,120.00								5,01,120.00
<b>Sub Total</b>	<b>3,84,20,714.00</b>	<b>7,76,08,393.00</b>	<b>1,11,975.00</b>	<b>54,49,298.00</b>	<b>-</b>	<b>6,600.00</b>	<b>1,74,714.00</b>	<b>800.00</b>	<b>12,17,72,494.00</b>
<b>Schedule O - Purchase Items</b>									
Medicine	16,01,28,183.81								16,01,28,184.00
Surgicals	5,53,89,947.27								5,53,89,947.00
Lab	4,09,52,431.77								4,09,52,432.00
X Ray	53,07,407.88								53,07,408.00
Oxygen	46,37,324.66								46,37,325.00
Cardiology Purchases	2,52,83,579.25								2,52,83,579.00
Dental Purchase	92,83,209.00			5,27,657.00					98,10,866.00
Linen, Cloth Curtain etc.	11,38,337.31								11,38,337.00
General Supplies	16,90,135.74			44,975.00					17,35,111.00
Stationery & Office Materials	38,91,739.45								38,91,739.00
Computer Stationery	32,27,363.57			4,527.99					32,31,892.00
Hardware/ Tools	19,49,491.70								19,49,492.00
Dialysis materials	67,49,261.98								67,49,262.00
Electrical Items	26,34,958.59								26,34,959.00
O T Store	1,03,14,397.80								1,03,14,398.00
Bio Medical Consumables	33,56,086.13								33,56,086.00
Painting & Plumbing Materials	22,56,390.05								22,56,390.00
Cleaning & Housekeeping	1,13,82,784.81						18,700.00		1,14,01,485.00
<b>Sub Total</b>	<b>34,95,73,030.77</b>	<b>-</b>	<b>-</b>	<b>5,77,159.99</b>	<b>-</b>	<b>-</b>	<b>18,700.00</b>	<b>-</b>	<b>35,01,68,892.00</b>

*[Handwritten Signature]*

Rev. Fr. Jose Kallumalickal  
Secretary  
Pushpagiri Medical Society  
Thiruvalla - 689 101, Kerala, India



*[Handwritten Signature]*



*[Handwritten Signature]*

K GEORGE VARONZESI  
PRINCIPAL

Particulars	Hospital	Medical College	Nursing College	Dental College	Research Centre	Allied College	Pharmacy College	Nursing School	Total
<b>Schedule P - Administrative &amp; Office Expenses</b>									
Telephone Charge	12,25,141.00								12,25,141.00
Printing Exp., Stat.	47,67,815.13	18,235.00	5,266.00	2,19,081.00		100.00	2,10,106.00		52,20,603.00
Med. Collg. Exp	4,16,711.00	14,82,625.00							18,99,336.00
<b>PG Courses</b>									
Collg. Of Nursing			1,53,000.00	3,00,000.00					3,00,000.00
Sub Center Expense									1,53,000.00
Donation	8,24,924.00								8,24,924.00
Postage	2,03,150.00								2,03,150.00
Newspaper & Subscription	1,43,498.00	34,594.00	48,430.00	9,660.00		1,698.00	10,424.00	2,606.00	2,03,150.00
Travelling Expenses	13,78,912.30		10,211.00			1,000.00	3,81,101.00		2,50,910.00
Local Conveyance	13,04,046.00	1,16,814.00	5,381.00	38,119.00	12,000.00	6,433.00	47,779.00		17,71,224.00
Insurance	7,00,466.00		56,509.00				3,581.00		15,30,572.00
Professional Charges	16,17,396.00						1,65,558.00		3,581.00
Advertisement Exp	33,59,237.00								9,22,533.00
Legal Exp.	7,77,150.00			4,64,588.00					16,17,396.00
Audit Fee & Others	3,52,399.00						40,000.00		38,23,825.00
Refreshments	7,69,122.00		22,220.00	1,30,450.00	33,000.00	7,560.00	45,951.00		8,17,150.00
Rates, Taxes, Penalty	43,34,539.00								3,52,399.00
Medicity. Exp.	31,75,865.00								10,08,303.00
Research Exp.	1,09,584.00								43,34,539.00
Registration & Renewal charges	1,24,209.00	17,850.00					5,000.00		31,75,865.00
Tax, Inspection & License Fee - Govt. Authorities	24,41,800.00					28,838.00			1,09,584.00
Clinical Training, Aff.		29,54,500.00	59,330.00						1,75,897.00
INC&KNC Expense			20,000.00				2,50,000.00		24,41,800.00
Univ. Affl. Exp.(KUHHS)		15,61,500.00	6,16,100.00	19,33,700.00				13,481.00	32,63,830.00
Sub Total	2,80,25,964.43	61,86,118.00	9,96,447.00	30,95,598.00	45,000.00	11,800.00	14,89,827.50	16,087.00	56,12,928.00
<b>Schedule Q - Power &amp; Fuel Expenses</b>									
Electricity Charge	4,54,79,371.00								4,54,79,371.00
Generator Running	19,27,529.00	4,716.00							19,32,245.00
Sub Total	4,74,06,900.00	4,716.00							4,74,11,616.00
<b>Schedule R - Repairs &amp; Maintenance</b>									
R&M-Equipments	6,79,754.00								6,79,754.00
Service Contract	1,17,40,352.00								1,17,40,352.00
Service Charge	11,27,887.00								11,27,887.00
General Maintenance-Building	1,01,12,115.00		4,500.00	18,920.00					1,01,35,535.00
Repairs & Maintenance	16,61,121.00			4,24,812.00	24,096.00	5,500.00	3,45,772.00	1,600.00	24,62,901.00
Sub Total	2,53,21,229.00	-	4,500.00	4,43,732.00	24,096.00	5,500.00	3,45,772.00	1,600.00	2,61,46,429.00
<b>Schedule S - Vehicle Expenses</b>									
Vehicle Running	32,93,396.00								32,93,396.00
Sub Total	32,93,396.00								32,93,396.00



Rev. Fr. Jose Kallimattikal  
Secretary  
Pushpagiri Medical Society  
Thruvala - 681, Kerala, India

*(Handwritten signature)*

*(Handwritten signature)*



Particulars	Hospital	Medical College	Nursing College	Dental College	Research Centre	Allied College	Pharmacy College	Nursing School	Total
<b>Schedule I - Freight, Transporting &amp; Demurrage</b>									
Freight & Transportation	30,033.00								30,033.00
Loading & Unloading	13,500.00								13,500.00
Transportation	3,500.00								3,500.00
<b>Sub Total</b>	<b>47,033.00</b>								<b>47,033.00</b>
<b>Schedule U - General Expenses</b>									
Lab Chemicals & Practicals	12,000.00	16,182.00			10,127.00		5,31,772.00		5,70,081.00
Seminar & Conference Expenses	1,625.00	34,352.00	38,838.00	12,000.00	3,035.00		60,000.00		1,49,850.00
Water Charge	15,14,420.00			54,000.00					15,68,420.00
Free Care & Spl. Disc.	13,30,65,036.09								13,30,65,036.00
Laundry Exp.	26,85,072.00								26,85,072.00
Biopsy	19,51,208.00								19,51,208.00
Uniform	2,80,871.00	7,85,270.00							10,66,141.00
Rent	31,18,382.00								31,18,382.00
Rent Paid Oxygen Tank	2,59,065.00								2,59,065.00
LPG Expenses	6,178.00	3,708.00					14,464.00		72,408.00
Food & Accomodation	4,34,51,438.00	2,13,319.00		48,058.00			97,499.00		4,37,74,554.00
Dietary Services	1,60,79,336.00			6,263.00	6,035.00				1,60,79,336.00
Mess Exp.									
Staff Welfare, Festival & Gift Expenses	19,90,161.00	1,76,14,196.00	56,02,706.00	74,41,546.00		41,050.00	89,04,442.00	9,20,400.00	4,05,24,340.00
Medical Checkup Exp.		1,12,116.00	51,343.00	500.00		1,475.00	3,463.00		21,59,058.00
Inspection & Calibration	7,89,220.00		61,570.00			240.00	8,218.00		70,028.00
Pollution Control Board Expenses	7,26,840.00			4,50,000.00					12,39,220.00
Refund of Collected Bills	6,25,891.00	2,66,727.00		20,400.00			11,700.00		7,26,840.00
Scholarship		76,94,550.00	7,40,000.00	43,20,000.00			7,85,000.00		9,24,718.00
Convocation Exp.			61,662.00						1,35,39,550.00
Examination Exp.		3,81,298.00	16,500.00	85,175.00			39,818.00		61,662.00
Animal House Expenses	29,120.00						37,119.00		5,22,791.00
Music Therapy Charges	1,85,600.00								71,799.00
Birth & Death Registration									29,120.00
Inspection Exp.		5,72,079.00	1,25,000.00			4,000.00			1,85,600.00
<b>Sub Total</b>	<b>20,67,71,463.09</b>	<b>2,76,93,797.00</b>	<b>66,97,619.00</b>	<b>1,24,37,942.00</b>	<b>53,877.00</b>	<b>46,765.00</b>	<b>1,05,31,655.00</b>	<b>9,20,400.00</b>	<b>26,51,53,518.00</b>
<b>Schedule V - Interest &amp; Bank Charges</b>									
Interest Paid	13,75,22,882.91								
Comm. Bank Chrg.	20,93,841.25	17,300.75	3,042.65	1,260.45	94.00	12.00	1,437.30	165.20	13,75,22,883.00
Credit Card	19,16,514.65								21,17,154.00
<b>Sub Total</b>	<b>14,15,33,238.81</b>	<b>17,300.75</b>	<b>3,042.65</b>	<b>1,260.45</b>	<b>94.00</b>	<b>12.00</b>	<b>1,437.30</b>	<b>165.20</b>	<b>14,15,56,552.00</b>
<b>Schedule W - Miscellaneous Expenses</b>									
Misc. Expenses	2,27,224.00	33,971.00	6,081.00	1,81,884.00		6,150.00	22,099.00		4,77,409.00
<b>Sub Total</b>	<b>2,27,224.00</b>	<b>33,971.00</b>	<b>6,081.00</b>	<b>1,81,884.00</b>	<b>-</b>	<b>6,150.00</b>	<b>22,099.00</b>	<b>-</b>	<b>4,77,409.00</b>
<b>Grand Total</b>	<b>1,53,76,11,618.10</b>	<b>12,42,93,743.75</b>	<b>1,66,63,420.65</b>	<b>7,25,93,481.44</b>	<b>Re 9,30,620.00</b>	<b>1,17,00,682.00</b>	<b>3,06,51,639.80</b>	<b>14,90,426.20</b>	<b>1,78,49,33,634.00</b>

Secretary  
Pushpagiri Medical Society  
Tiruvalla - 689 101, Kerala, India



SECRETARY  
Pushpagiri Medical Society  
Tiruvalla - 689 101, Kerala, India





PUSHPAGIRI MEDICAL SOCIETY, THIRUVALLA

ANNEXURE IV - Expenditure

Particulars	Hospital	Medical College	Dental College	Pharmacy College	Nursing College	Allied College	Research Centre	Nursing School	Total
<b>Schedule L - Salary &amp; Allowances</b>									
Salary	34,35,88,176.91	37,54,91,124.00	5,42,34,291.00	1,72,84,774.00	91,92,968.00	8,83,767.00	8,55,000.00		80,06,46,334.00
Prof Charges	34,35,88,176.91	3,64,31,374.00							3,73,15,141.00
<b>Sub Total</b>									
	34,35,88,176.91	41,19,22,498.00	5,42,34,291.00	1,72,84,774.00	91,92,968.00	8,83,767.00	8,55,000.00		83,73,61,475.00
<b>Schedule M - Emoluments &amp; Other Benefits</b>									
Stipend		10,51,23,737.00							11,42,92,595.00
Remuneration	46,680.00	3,99,884.00	57,09,145.00	34,59,713.00					9,88,250.00
Incentives	16,22,728.00	1,34,13,925.00	2,91,185.00	1,60,100.00	35,951.00				1,55,90,683.00
Leave Encashment		20,02,500.00	5,54,030.00						20,02,500.00
PF									2,81,68,897.00
ESI									69,56,148.00
Gratuity Paid									60,00,000.00
Professional Tax									1,55,470.00
Contribution to Priest									1,12,000.00
Travelling Allowance									11,93,387.00
Staff Welfare Expense									4,13,242.00
HR Training Expense									1,27,794.00
<b>Sub Total</b>									
	4,47,96,346.00	12,09,40,046.00	65,54,360.00	36,19,813.00	35,951.00	54,450.00			17,60,00,966.00
<b>Schedule N - Purchase Items</b>									
Medicine									
Surgicals	16,44,03,276.84								16,44,03,277.00
Lab	5,86,57,434.84								5,86,57,435.00
X Ray	4,55,18,013.35								4,55,18,013.00
Oxygen	48,41,705.70								48,41,706.00
Cardiology Purchases	34,50,497.00								34,50,497.00
Dental Purchase	3,15,85,530.95								3,15,85,531.00
Lines, Cloths Curtain etc.	1,00,87,052.00								1,06,39,824.00
General Supplies	5,95,048.72								5,95,049.00
Stationery & Office Materials	12,57,256.11								13,59,310.00
Computer Stationery	41,21,100.79								41,21,101.00
Hardware/Tools	11,62,073.55								11,62,074.00
Dialysis materials	15,77,710.47								15,77,710.00
Electrical Items	72,43,253.86								72,43,254.00
O T Store	25,80,991.99								25,80,992.00
Bio Medical Consumables	89,64,895.47								89,64,895.00
System Consumables	72,29,937.34								72,29,937.00
Painting & Plumbing Materials	16,44,389.97								16,44,390.00
Cleaning & Housekeeping	22,55,569.05								22,55,569.00
<b>Sub Total</b>									
	1,02,35,083.14								1,02,35,083.00
	36,94,08,686.14		6,54,826.00						37,00,63,512.00
<b>Schedule O - Administrative &amp; Office Expenses</b>									
Audit Fee & Others	10,42,235.00								10,42,235.00
COA Audit Fees	17,700.00								17,700.00
Insurance	8,52,870.00								8,52,870.00
LPG Expenses	18,204.00								18,204.00
Newspaper & Periodicals	1,90,599.36								1,90,599.00
Postage	97,505.00								97,505.00
Printing & Stationary	57,75,641.30								57,75,641.00
Professional Charges	29,16,312.00								29,16,312.00
Travelling & Conveyance	1,86,704.00								1,86,704.00
<b>Sub Total</b>									
	1,10,97,770.66		6,02,590.00	39,139.00	8,902.00	1,826.00			1,26,97,860.00
		1,46,159.00	7,28,675.00	1,00,285.00	2,381.00				3,48,120.00



Rev. Fr. Jose Kallumalickal  
Secretary  
Pushpagiri Medical Society

*[Handwritten Signature]*

*[Handwritten Signature]*

*[Handwritten Signature]*

Particulars	Hospital	Medical College	Dental College	Pharmacy College	Nursing College	Allied College	Research Centre	Nursing School	Total
<b>Schedule P - Hospital Running Expenses</b>									
Birth & Death Registration	2,52,900.00								2,52,900.00
Inspection Exp.	50,000.00								50,000.00
Lab Test Outsourced	36,47,730.00								36,47,730.00
Rent Paid Oxygen Tank	16,295.00								16,295.00
Medical Record Digitization	2,18,311.00								2,18,311.00
Medicinity. Exp.	7,11,220.00								7,11,220.00
NAABH Registration	61,360.00								61,360.00
Pollution Control & Water Analysis Expense	1,53,463.00								1,53,463.00
Refund of Collected Bills	4,88,583.00								4,88,583.00
Rent on Equipments	13,66,903.00								13,66,903.00
Research Exp. & Lab Purchases	1,18,286.00								1,18,286.00
Travel Allowance- RSBY	6,62,600.00								6,62,600.00
Laundry Expense	18,39,383.00								18,39,383.00
Waste Disposal Expenses	61,500.00								61,500.00
Sub Center Expense	12,38,207.00								12,38,207.00
<b>Sub Total</b>	<b>1,08,86,741.00</b>								<b>1,08,86,741.00</b>
<b>Schedule Q - Dietary &amp; Mess Expenses</b>									
Dietary Expense Hospital	1,65,40,794.00								1,65,40,794.00
Dietary Expense Medicity	2,55,857.00								2,55,857.00
Mess Expense		1,97,53,999.00	99,95,302.00	1,25,30,851.00	76,20,325.00			68,000.00	4,99,68,477.00
<b>Sub Total</b>	<b>1,67,96,651.00</b>	<b>1,97,53,999.00</b>	<b>99,95,302.00</b>	<b>1,25,30,851.00</b>	<b>76,20,325.00</b>			<b>68,000.00</b>	<b>6,67,65,128.00</b>
<b>Schedule R - Repairs &amp; Maintenance</b>									
AMC/CMC	2,85,95,648.00								2,85,95,648.00
Inspections & Calibrations	7,080.00								7,080.00
Repairs & Maintenance - Hospital Equipment	2,01,665.00								2,01,665.00
Repairs & Maintenance - Computer	1,02,240.00								1,02,240.00
Repairs & Maintenance - Electrical	2,83,782.00								2,83,782.00
Repairs & Maintenance - Vehicle	34,25,197.00								34,25,197.00
Repairs & Maintenance	4,79,843.00		3,84,198.00	1,27,084.00					6,81,125.00
Service Charges	12,20,431.00								12,20,431.00
General Maintenance	4,63,381.00		44,031.00						5,07,412.00
Hospital & Premises Maintenance	75,90,756.00								75,90,756.00
Medicinity Maintenance	16,75,199.00								16,75,199.00
<b>Sub Total</b>	<b>4,40,45,222.00</b>		<b>4,28,229.00</b>	<b>1,27,084.00</b>					<b>4,46,00,535.00</b>
<b>Schedule S - Utility Charges</b>									
Electricity Charge	4,10,39,412.00		13,88,870.50	13,81,932.50					4,38,10,215.00
Telephone Charge	10,76,702.00		17,551.00	7,761.00					11,02,014.00
Internet & Cable Charges	7,72,163.00								7,72,163.00
Water Charge	39,82,306.40		9,000.00						39,91,306.00
Generator Running	25,74,109.00								25,74,109.00
<b>Sub Total</b>	<b>4,94,44,692.40</b>		<b>14,15,421.50</b>	<b>13,89,693.50</b>					<b>5,22,49,807.00</b>
<b>Schedule T - Legal &amp; Statutory Expense</b>									
Legal Exp.	2,49,000.00								2,49,000.00
Rates, Interest & Penalty	78,83,624.00								78,83,624.00
Pollution Control Board Expenses	22,44,066.60								22,44,066.60
Registration & Renewal charges	1,05,207.00								1,05,207.00
Building Tax	41,97,002.00								41,97,002.00
Land & Property Tax	12,69,708.00								12,69,708.00
Electrical Inspection Fee	2,84,161.00								2,84,161.00
Fire NOC	3,01,602.00								3,01,602.00
Tax, Inspection & License Fee - Govt. Authorities	48,766.80								48,766.80
Affiliation Fees		17,77,500.00	3,96,500.00	8,16,500.00	63,000.00	93,800.00			31,47,300.00



*[Handwritten signature]*

D. K. GEORGE VARGHESE  
PRINCIPAL

*[Handwritten signature]*

PUSH-PAGIRI  
COLLEGE OF  
NURSING

Kallumaikkal

Particulars	Hospital	Medical College	Dental College	Pharmacy College	Nursing College	Allied Couege	Research Centre	Nursing School	Total
<b>Annual Administration Fees</b>									
Inspection Fees		39,000.00	7,85,000.00						52,30,000.00
Application for New Courses		1,74,400.00	1,55,000.00		5,45,000.00				3,31,400.00
Payments to KUHS		23,76,500.00				2,000.00			23,76,500.00
Other University Charges & Expense		1,52,460.00	6,12,800.00	8,57,400.00	57,200.00				15,27,400.00
<b>Sub Total</b>	1,65,83,137.40	85,80,860.00	19,49,300.00	16,73,900.00	6,65,200.00	1,10,520.00			1,67,180.00
<b>Schedule U - General Expenses</b>									
Freight & Transportation	33,761.00								35,261.00
Diamond Jubilee Expense	500.00		1,500.00						500.00
Food & Accommodation	4,86,88,767.00								4,86,88,767.00
Rent Paid	13,12,820.00								13,12,820.00
Celebration & Festivals	5,00,207.00	35,218.00	4,666.00	11,661.00	14,475.00				5,66,527.00
Gifts & Presentations	4,37,171.00	36,220.00						200.00	4,73,391.00
Seminar & Conference Expenses	15,980.00	5,000.00			6,810.00				27,790.00
Food & Refreshments	5,99,504.00	3,48,570.00	1,14,909.00	1,14,487.00	94,549.00		10,300.00		12,86,294.00
Accommodation Charges		2,97,668.00	4,834.00	1,28,925.00			18,194.00		4,49,611.00
Uniform Expense	3,28,435.00	3,30,000.00							6,58,435.00
Donation	36,500.00								36,500.00
Basket Ball Tournament	12,500.00								12,500.00
Clinical Training & Affiliation Expense		1,46,005.00			59,850.00				2,05,855.00
Community Posing					12,600.00				12,600.00
Convocation Exp.		2,56,620.00	1,00,000.00		84,697.00				4,41,317.00
Sports & Games Expense		49,673.00			49,186.00				1,23,859.00
Association Expense		2,00,000.00		25,000.00					2,40,000.00
College Expense		27,000.00		40,000.00					68,000.00
Medical Checkup Exp.		13,020.00		41,300.00					78,026.00
Inspection Expense		1,820.00			65,006.00				5,098.00
Examination Exp.		2,59,974.00	1,39,175.00			3,278.00			3,99,149.00
Lab Expense		252.00							5,32,348.00
Animal House Expenses		13,000.00		5,32,096.00					83,240.00
Registration & Renewals		4,823.00		37,537.00			45,703.00		15,810.00
Other Expense	2,00,158.80	18,215.00		2,810.00					21,736.00
Miscellaneous Expense	5,21,66,423.80	20,43,078.00	4,18,270.00	21,542.00	644.00	7,253.00	2,28,295.00	200.00	5,22,051.00
<b>Sub Total</b>				9,72,271.00	3,87,817.00	7,253.00	3,02,492.00		5,62,97,805.00
<b>Schedule V - Advertisement &amp; Publicity</b>									
Advertisement Expense	12,81,082.00								12,81,082.00
Business Promotion Expense	17,44,101.00								17,44,101.00
Signage & Name Board	9,36,416.00								9,36,416.00
<b>Sub Total</b>	39,61,599.00								39,61,599.00
<b>Schedule W - Interest &amp; Bank Charges</b>									
Interest Paid to Bank	9,13,04,467.25								9,13,04,467.00
Interest Paid to Others	4,44,68,912.00								4,44,68,912.00
Bank Charges	3,02,876.74	17,483.19		1,047.30	2,475.20	289.60	399.50		3,24,572.00
Credit Card Charges	11,99,532.59								11,99,532.00
<b>Sub Total</b>	13,72,75,788.58	17,483.19		1,047.30	2,475.20	289.60	399.50		13,72,97,484.00
<b>Grand Total</b>	1,10,00,51,234.89	56,32,24,123.19	7,62,52,589.50	3,83,28,108.80	1,80,05,021.20	10,58,660.60	11,57,891.50	68,200.00	1,79,81,45,830.00

For O. Thomas & Co.  
Chartered Accountants

Place: Thiruvalla  
Date: 16-09-2019



For Pushpagiri Medical Society

Rev. Fr. Jose Kalimalkal  
Secretary  
Pushpagiri Medical Society


18-19

Particulars

Debit Credit

PMCH :: DOMESTIC EQUIPMENTS-MEDICITY	5,80,064.00	
PMCH :: DENTAL CLINIC MEDICITY	10,79,632.35	
PMCH :: DINING HALL - MEDICITY	88,20,972.00	
PMCH :: PRIMARY HEALTH CENTRE MEDICITY	1,90,750.40	
PMCH :: DIANA CATERING-MESS MEDICITY	7,763.00	
PMCH :: JOSEINN - MESS MEDICITY	3,415.00	
PMCH :: DENTAL CLINIC (MEDICITY) COLLECTION		1,91,36,684.00
PMCH :: COMPUTER STATIONARY-MEDICITY	1,18,828.00	
PMCH :: DENTAL MATERIALS PURCHASE-MEDICITY	74,12,224.00	
PMCH :: MEDICITY DIETARY EXPENSE	2,55,857.00	
PMCH :: MEDICITY EXPENSES	7,11,220.00	
PMCH :: ELECTRICITY CHARGES - MEDICITY	27,63,865.00	
PMCH :: MEDICITY MAINTENANCE EXPENSES	16,75,199.00	

*[Handwritten signature]*




DR. K. GEORGE VARGHESE  
PRINCIPAL  
Pushpagiri College of Dental Sciences

## ANNEXURE VII - Expenditure

## PUSHPAGIRI MEDICAL SOCIETY, THIRUVALLA

Particulars	Pushpagiri Medical Society, Thiruvalla										Grand Total
	Hospital	Medical College	Dental College	Pharmacy College	Nursing College	Allied College	Research Centre				
<b>SCHEDULE - I. SALARY</b>											
Salaries	34,24,94,990.00	37,51,95,497.00	5,71,17,191.00	1,80,43,192.00	88,49,228.00	-	8,40,040.00				80,39,40,138.00
Professional Charges	-	3,29,32,678.00	-	-	-	-	-				3,29,32,678.00
<b>Total</b>	<b>34,24,94,990.00</b>	<b>40,81,28,175.00</b>	<b>5,71,17,191.00</b>	<b>1,80,43,192.00</b>	<b>88,49,228.00</b>	<b>8,56,044.00</b>	<b>8,40,040.00</b>				<b>89,64,30,660.00</b>
<b>Schedule M - Emoluments &amp; Other Benefits</b>											
Stipend	9,73,99,456.00	9,31,67,844.00	40,25,024.00	18,53,015.00	-	-	-				19,04,45,339.00
Incentives	37,70,697.00	2,33,63,275.00	22,74,846.00	-	-	-	1,23,300.00				2,95,32,118.00
Remuneration	58,560.00	4,99,830.00	3,15,000.00	1,79,895.00	1,95,550.00	1,28,100.00	-				3,37,6,933.00
Leave Encashment	1,67,287.00	19,55,480.00	-	-	-	-	-				21,22,767.00
PF	2,48,39,446.00	-	-	-	-	-	-				2,48,39,446.00
ESI	42,77,738.00	-	-	-	-	-	-				42,77,738.00
Gratuity Paid	90,00,000.00	-	-	-	-	-	-				90,00,000.00
Travelling Allowance	11,06,460.60	-	-	-	-	-	-				11,06,460.60
Staff Welfare Expense	4,39,212.00	-	-	-	-	-	-				4,39,212.00
Student Welfare	-	70,000.00	-	-	-	-	-				70,000.00
HR Training Expense	58,580.00	-	-	-	-	-	-				58,580.00
<b>Total</b>	<b>14,11,17,436.60</b>	<b>11,90,56,429.00</b>	<b>66,14,870.00</b>	<b>20,32,910.00</b>	<b>1,95,550.00</b>	<b>1,28,100.00</b>	<b>1,23,300.00</b>				<b>26,92,68,596.00</b>
<b>SCHEDULE - N PURCHASES</b>											
Medicine	19,23,43,081.66	-	-	31,736.00	-	-	-				19,23,74,818.00
Surgicals	7,55,08,364.44	-	-	-	-	-	-				7,55,08,364.00
Lab	4,83,53,232.05	2,85,691.00	-	-	-	-	1,69,941.00				4,88,08,864.00
X Ray	42,47,465.00	-	-	-	-	-	-				42,47,465.00
Oxygen	57,44,233.00	-	-	-	-	-	-				57,44,233.00
Cardiology Purchases	3,14,31,321.05	-	-	-	-	-	-				3,14,31,321.00
Dental Purchase	1,54,09,908.00	-	4,66,821.00	-	-	-	-				1,58,76,729.00
Linen, Cloths Curtain etc.	14,80,460.61	-	67,130.00	-	-	-	-				15,47,591.00
General Supplies	22,96,330.96	16,975.00	1,08,642.00	-	-	-	-				24,21,948.00
Stationery & Office Materials	38,88,899.50	-	-	-	-	-	-				38,88,900.00
Computer Stationery	8,96,500.93	-	-	-	-	-	-				8,96,501.00
Hardware/ Tools	39,08,146.34	-	-	-	-	-	-				39,08,146.00
Dialysis materials	77,75,275.61	-	-	-	-	-	-				77,75,276.00
Electrical Items	37,24,871.46	-	17,037.00	-	-	-	-				37,41,908.00
O T Store	2,04,84,040.00	-	-	-	-	-	-				2,04,84,040.00
Bio Medical Consumables	65,59,759.44	-	-	-	-	-	-				65,59,759.00
System Consumables	14,38,751.73	-	-	-	-	-	-				14,38,752.00
Painting & Plumbing Materials	29,89,370.96	-	-	-	-	-	-				29,89,371.00
Cleaning & Housekeeping	1,00,13,934.14	-	-	-	-	-	-				1,00,13,934.00
<b>Total</b>	<b>43,84,93,946.88</b>	<b>3,02,666.00</b>	<b>6,59,630.00</b>	<b>31,736.00</b>	<b>6,59,630.00</b>	<b>1,69,941.00</b>	<b>1,69,941.00</b>				<b>43,96,57,920.00</b>



*[Handwritten signature]*

PUSHPAGIRI MEDICAL SOCIETY, THIRUVALLA

ANNEXURE VII - Expenditure

Particulars	Hospital	Medical College	Dental College	Pharmacy College	Nursing College	Allied College	Research Centre	Grand Total
<b>SCHEDULE - O ADMINISTRATIVE EXPENSES</b>								
Audit Fee & Others	6,57,148.00	-	-	-	-	-	11,950.00	6,69,098.00
FCRA Audit Fees	32,400.00	-	-	-	-	-	-	32,400.00
Insurance	12,75,776.00	1,19,246.00	-	1,85,502.00	1,65,430.00	-	-	17,43,954.00
LPG Expenses	12,354.00	3,556.00	66,129.00	15,759.00	-	-	-	97,798.00
Newspaper & Periodicals	2,01,853.18	-	-	-	-	-	-	2,01,853.00
Postage	89,120.00	30,173.00	8,444.00	8,906.00	4,722.00	41.00	800.00	1,42,206.00
Printing & Stationary	62,05,123.57	-	4,05,885.00	1,52,380.00	17,573.00	680.00	4,650.00	67,86,292.00
Subscription and Journals	-	15,89,952.00	7,17,344.00	5,32,681.00	4,30,998.00	-	-	32,70,975.00
Professional Charges	49,39,246.00	-	6,000.00	-	-	-	-	49,45,246.00
Travelling & Conveyance	11,05,802.60	1,92,290.00	49,944.00	36,713.00	1,413.00	2,784.00	-	13,88,947.00
<b>Total</b>	<b>1,45,18,823.35</b>	<b>19,35,217.00</b>	<b>12,53,746.00</b>	<b>9,29,941.00</b>	<b>6,20,136.00</b>	<b>3,505.00</b>	<b>17,400.00</b>	<b>1,92,78,769.00</b>
<b>SCHEDULE - P HOSPITAL RUNNING EXPENSES</b>								
Birth & Death Registration	2,29,100.00	-	-	-	-	-	-	2,29,100.00
Lab Test Outsourced	30,25,705.00	-	-	-	-	-	-	30,25,705.00
Medical Record Digitization	15,64,212.00	-	-	-	-	-	-	15,64,212.00
Medicity. Exp.	5,75,630.00	-	-	-	-	-	-	5,75,630.00
NABH Registration	59,000.00	-	-	-	-	-	-	59,000.00
Pollution Control & Water Analysis Expense	1,85,332.00	-	-	-	-	-	-	1,85,332.00
Refund of Collected Bills	11,75,796.00	-	-	-	-	-	-	11,75,796.00
Rent on Equipments	6,12,277.00	-	-	-	-	-	-	6,12,277.00
Research Exp. & Lab Purchases	1,00,993.44	-	-	-	-	-	-	1,00,993.00
Travel Allowance- RSBY	5,100.00	-	-	-	-	-	-	5,100.00
Laundry Expense	21,26,125.00	-	-	-	-	-	-	21,26,125.00
Waste Disposal Expenses	9,95,293.00	-	-	-	-	-	-	9,95,293.00
Room Maintenance	6,000.00	-	-	-	-	-	-	6,000.00
Sub Center Expense	8,08,137.00	-	-	-	-	-	-	8,08,137.00
<b>Total</b>	<b>1,14,68,700.44</b>	<b>-</b>	<b>-</b>	<b>-</b>	<b>-</b>	<b>-</b>	<b>-</b>	<b>1,14,68,700.00</b>
<b>SCHEDULE - Q DIETARY &amp; MESS EXPENSES</b>								
Dietary Expense Hospital	1,11,88,691.00	-	-	-	-	-	-	1,11,88,691.00
Dietary Expense Medicity	1,88,073.00	-	-	-	-	-	-	1,88,073.00
Mess Expense	-	1,75,69,301.00	74,16,314.00	94,44,103.00	59,31,530.00	-	-	4,03,61,248.00
<b>Total</b>	<b>1,13,76,764.00</b>	<b>1,75,69,301.00</b>	<b>74,16,314.00</b>	<b>94,44,103.00</b>	<b>59,31,530.00</b>	<b>-</b>	<b>-</b>	<b>5,17,38,012.00</b>





*[Handwritten Signature]*

PUSHPAGIRI MEDICAL SOCIETY, THIRUVALLA

ANNEXURE VII - Expenditure

Particulars	Hospital	Medical College	Dental College	Pharmacy College	Nursing College	Allied College	Research Centre	Grand Total
<b>SCHEDULE - R REPAIRS AND MAINTENANCE</b>								
AMC/CMC	2,42,05,733.00	-	-	-	-	-	-	2,42,05,733.00
Inspections & Calibrations	10,12,499.00	-	-	-	-	-	-	10,12,499.00
Repairs & Maintenance -Hospital Equipment	8,13,062.00	-	-	-	-	-	-	8,13,062.00
Repairs & Maintenance -Computer	1,67,222.00	-	-	-	-	-	-	1,67,222.00
Repairs & Maintenance -Electrical	14,14,838.00	-	-	-	-	-	-	14,14,838.00
Repairs & Maintenance -Vehicle	31,19,142.00	-	13,370.00	-	-	-	-	31,32,512.00
Repairs & Maintenance	3,62,668.00	20.00	8,46,740.00	2,96,412.00	-	-	-	15,05,840.00
Service Charges	10,78,484.00	-	-	-	-	-	-	10,78,484.00
General Maintenance	18,42,956.00	-	28,900.00	-	-	-	-	18,71,856.00
Hospital & Premises Maintenance	99,38,232.00	-	-	-	-	-	-	99,38,232.00
Medicity Maintenance	22,13,777.00	-	-	-	-	-	-	22,13,777.00
<b>Total</b>	<b>4,61,68,613.00</b>	<b>20.00</b>	<b>8,89,010.00</b>	<b>2,96,412.00</b>	-	-	-	<b>4,73,54,055.00</b>
<b>SCHEDULE - S UTILITY CHARGES</b>								
Electricity Charge	4,91,34,422.00	-	17,41,290.00	17,32,776.00	-	-	-	5,26,08,488.00
Telephone Charge	11,12,596.00	-	29,964.00	9,581.00	-	-	-	11,52,141.00
Internet & Cable Charges	6,98,877.00	1,23,900.00	1,39,186.00	84,803.00	-	-	-	10,46,766.00
Water Charge	40,37,361.00	1,550.00	10,800.00	-	-	-	-	40,49,711.00
Generator Running	21,50,448.00	-	-	-	-	-	-	21,50,448.00
<b>Total</b>	<b>5,71,33,704.00</b>	<b>1,25,450.00</b>	<b>19,21,240.00</b>	<b>18,27,160.00</b>	-	-	-	<b>6,10,07,554.00</b>
<b>SCHEDULE - T LEGAL &amp; STATUTORY EXPENSES</b>								
Legal Exp.	6,92,759.00	-	-	-	-	-	-	6,92,759.00
Rates, Interest & Penalty	42,06,523.00	-	-	-	-	-	-	42,06,523.00
Pollution Control Board Expenses	30,000.00	-	-	-	-	-	-	30,000.00
Registration & Renewal charges	16,83,575.75	-	-	-	-	-	-	16,83,576.00
Building Tax	77,36,424.80	-	-	-	-	-	-	77,36,425.00
Land & Property Tax	24,331.00	-	-	-	-	-	-	24,331.00
Land Survey	98,000.00	-	-	-	-	-	-	98,000.00
Electrical Inspection Fee	2,45,955.00	-	-	-	-	-	-	2,45,955.00
Fire NOC	1,68,032.00	-	-	-	-	-	-	1,68,032.00
Tax, Inspection & License Fee - Govt. Authorities	1,43,482.00	-	-	-	-	-	-	1,43,482.00
GST Paid	6,06,530.20	-	-	-	-	-	-	6,06,530.00
Affiliation Fees	-	43,04,100.00	8,74,000.00	3,31,500.00	2,97,500.00	72,650.00	-	58,79,750.00
Annual Administration Fees	38,350.00	40,95,000.00	9,94,000.00	8,06,000.00	5,87,700.00	-	-	65,21,050.00
Inspection Fees	-	4,70,400.00	50,000.00	-	-	-	-	5,20,400.00
Recognition-Renewal	-	5,31,000.00	-	-	-	-	-	5,31,000.00
UPE Accreditation	-	2,39,150.00	-	-	-	-	-	2,39,150.00
Payments to KUHS	-	4,08,000.00	6,42,600.00	1,29,600.00	53,600.00	-	-	12,33,800.00
Other University Charges & Expense	-	33,000.00	-	-	-	40,500.00	-	73,500.00
<b>Total</b>	<b>1,56,73,962.75</b>	<b>1,00,80,650.00</b>	<b>25,60,600.00</b>	<b>12,67,100.00</b>	<b>9,38,800.00</b>	<b>1,13,150.00</b>	-	<b>3,06,34,263.00</b>

  
  
 THIRUVALLA  
 INDIA

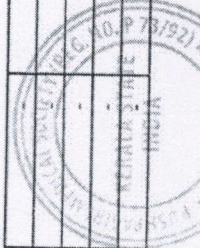
PUSHPAGIRI MEDICAL SOCIETY, THIRUVALLA

ANNEXURE VII - Expenditure

Particulars	Hospital	Medical College	Dental College	Pharmacy College	Nursing College	Allied College	Research Centre	Grand Total
<b>SCHEDULE - U GENERAL EXPENSES</b>								
Freight & Transportation	13,315.00	-	-	-	-	-	-	13,315.00
Diamond Jubilee Expense	36,80,651.80	-	-	-	-	-	-	36,80,651.80
Rent Paid	7,03,340.00	-	-	-	-	-	-	7,03,340.00
Celebration & Festivals	9,04,827.00	3,34,850.00	14,185.00	-	-	-	-	12,53,862.00
Gifts & Presentations	3,49,977.00	47,000.00	-	-	3,500.00	-	-	3,96,977.00
Seminar & Conference Expenses	47,390.00	8,000.00	-	-	-	-	-	55,390.00
Food & Refreshments	4,76,004.00	4,39,013.00	1,43,588.00	-	-	-	-	10,58,605.00
Accommodation Charges	20,384.00	-	38,792.00	2,31,966.00	24,812.00	6,545.00	21,083.00	11,04,500.00
Uniform Expense	4,75,068.00	3,60,000.00	-	-	-	-	-	8,35,068.00
Donation	1,66,000.00	-	-	-	-	-	-	1,66,000.00
Basket Ball Tournament	4,70,289.00	-	-	-	-	-	-	4,70,289.00
Clinical Training & Affiliation Expense	-	75,660.00	-	-	14,500.00	-	-	90,160.00
Community Posing	-	-	-	-	2,500.00	-	-	2,500.00
Convocation Exp.	-	-	1,00,000.00	50,000.00	95,359.00	-	-	2,45,359.00
Sports & Games Expense	-	94,938.00	-	-	-	-	-	94,938.00
Association Expense	-	2,00,000.00	-	-	-	-	-	2,00,000.00
Medical Checkup Exp.	200.00	-	-	-	-	-	-	200.00
Inspection Expense	92,785.00	1,65,477.00	-	-	3,675.00	-	-	2,58,262.00
Examination Exp.	-	2,19,771.00	60,400.00	5,679.00	-	-	-	2,85,850.00
Lab Expense	-	-	-	4,17,961.00	-	-	-	4,17,961.00
Animal House Expenses	-	-	-	9,591.00	-	-	1,11,380.00	1,20,971.00
Chapel Expense	10,220.00	-	-	-	-	-	-	10,220.00
Gardening Expense	5,500.00	-	-	-	-	-	-	5,500.00
Cleaning Charges	-	-	10,950.00	-	-	-	-	10,950.00
Study Materials	-	-	-	-	-	18,605.00	-	18,605.00
Community Medicine	-	3,02,121.00	-	-	-	-	-	3,02,121.00
Remuneration to Guest	-	-	-	-	-	-	-	-
Research Programme Expenses	-	-	-	36,500.00	-	-	-	36,500.00
Registration & Renewals	-	-	-	-	-	-	22,800.00	22,800.00
Other Expense	-	5,046.00	-	24,160.00	13,570.00	-	-	42,776.00
Miscellaneous Expense	-	-	2,900.00	12,400.00	5,000.00	-	-	20,300.00
Round Off	65,198.50	40,032.00	8,09,714.00	67,082.36	8,800.50	600.00	4,800.00	9,96,227.00
	7.37	-	-	-	-	-	-	7.37
<b>Total</b>	<b>74,81,156.67</b>	<b>22,91,908.00</b>	<b>11,80,529.00</b>	<b>6,55,339.36</b>	<b>1,71,716.50</b>	<b>25,750.00</b>	<b>1,60,063.00</b>	<b>1,21,66,462.37</b>

SCHEDULE - V ADVERTISEMENT & PUBLICITY

Advertisement Expense	19,88,409.00	1,21,021.00	-	-	-	-	-	21,09,430.00
Sponsorship Expense	3,01,900.00	-	-	-	-	-	-	3,01,900.00
Business Promotion Expense	-	-	-	-	-	-	-	-
Signage & Name Board	7,72,103.00	-	-	-	-	-	-	7,72,103.00
<b>Total</b>	<b>30,62,412.00</b>	<b>1,21,021.00</b>	-	-	-	-	-	<b>31,83,433.00</b>



Handwritten signatures and initials are present at the bottom of the page, including a large signature in blue ink.



ANNEXURE VII - Expenditure

PUSHPAGIRI MEDICAL SOCIETY, THIRUVALLA

Particulars	Hospital	Medical College	Dental College	Pharmacy College	Nursing College	Allied College	Research Centre	Grand Total
<b>SCHEDULE - W INTEREST &amp; BANK CHARGES</b>								
Interest Paid to Bank	9,18,00,859.78	-	-	-	-	-	-	9,18,00,860.00
Bank Charges	5,56,35,147.00	-	-	-	-	-	-	5,56,35,147.00
Credit Card Charges	1,97,394.98	14,666.03	1,026.44	2,779.12	1,705.73	521.59	770.63	2,18,865.00
<b>Total</b>	<b>14,86,56,827.45</b>	<b>14,666.03</b>	<b>1,026.44</b>	<b>2,779.12</b>	<b>1,705.73</b>	<b>521.59</b>	<b>770.63</b>	<b>14,86,78,298.00</b>

For O. Thomas & Co.  
Chartered Accountants

Place: Thiruvalla  
Date: 16-11-2020



For Pushpagiri Medical Society

Rev. Fr. Jose Kallumalickal  
Secretary  
Pushpagiri Medical Society  
Thiruvalla - 689 101, Kerala, India



**PUSHPAGIRI MEDICAL SOCIETY**

**PUSHPAGIRI MEDICAL COLLEGE, THIRUVALLA, 689101**

**Branch : All Branches**

Schedule Wise Trial Balance For The Period 01-04-2019 To 31-03-2020

Description	Debit (Rs.)
PMCH :: DOMESTIC EQUIPMENTS-MEDICITY	6,61,293.00
PMCH :: DENTAL CLINIC MEDICITY	9,71,669.11
PMCH :: DINING HALL - MEDICITY	79,38,874.80
PMCH :: PRIMARY HEALTH CENTRE MEDICITY	1,71,675.36
PMCH :: DIANA CATERING-MESS MEDICITY	7,763.00
PMCH :: JOSEINN - MESS MEDICITY	77,961.00
PMCH :: DENTAL CLINIC (MEDICITY) COLLECTION	
PMCH :: DONATION FOR CHAPEL MEDICITY	
PMCH :: COMPUTER STATIONARY-MEDICITY	1,56,468.00
PMCH :: DENTAL MATERIALS PURCHASE-MEDICITY	98,12,069.00
PMCH :: MEDICITY DIETARY EXPENSE	1,88,073.00
PMCH :: MEDICITY EXPENSES	5,75,630.00
PMCH :: MEDICITY MAINTENANCE EXPENSES	22,13,777.00

Page No. 1 / 1  
Credit (Rs.)

1,97,91,358.00  
2,87,000.00

**PUSHPAGIRI COLLEGE OF DENTAL SCIENCES (UNIT - III)  
MEDICITY, TIRUVALLA**

**INCOME & EXPENDITURE ACCOUNT FOR THE YEAR ENDED 31.03.2021**

EXPENDITURE	CURRENT YEAR 2020-21	INCOME	CURRENT YEAR 2020-21
<u>Salary &amp; Allowances</u>		<u>College Receipts fees</u>	
Salaries & Allowances	3,84,67,434.00	Tuition Fee	11,60,75,367.00
Food & Accommodation	24,62,501.00		11,60,75,367.00
<u>Dietary &amp; Mess Expense</u>		<u>Mess Fee &amp; Hostel rent &amp; other collection</u>	
Mess Expenses	25,57,358.00	Hostel Fee	10,84,900.10
		Mess Fee	13,70,217.20
<u>Emoluments and Benefits to Employees &amp; Interns</u>		Admission Fee Collected	65,415.00
Dental Pay Clinic Remuneration	11,46,196.00	Dental Materials Collection	14,58,190.00
Remuneration To External Professors	4,000.00	Laboratory Fee	14,000.00
Staff Incentive & Commission	26,658.00	Library Fee	12,000.00
ESI	2,23,142.94	Other Fee Collected	3,12,143.00
PF	7,92,035.00	Registration Fee	39,000.00
Stipend Paid	23,51,082.00	Retotalling Fee	80.00
Travelling & Other Expense-Directors	12,000.00	Special Fee Collected	98,250.00
		Stationery Fee	9,000.00
<u>General Expenses</u>		Transportation Charges Collected	6,88,387.00
Celebration Expenses	5,350.00	University Charges Collected	3,47,000.00
Cleaning Charges	11,500.00	University Exam Fee-Kuhs	1,79,526.42
Discount Paid	8,700.00	Breakage & Recovery	3,52,670.00
Examination Expenses	53,801.00	Creditors Written Off	37,115.00
Food & Refreshment	1,58,920.00	Implantology Course Income	2,26,500.00
Fuel Charges	4,817.00	Interest Received	4,81,518.00
Gift & Presentation	11,140.00	Internship Fee	50,000.00
Student Teaching Cost-Hospital	88,20,000.00	Miscellaneous Income	69,830.00
Training Expense	1,416.00	Photocopy Income - Medicity	29,182.00
Transportation Expenses	1,700.00	Reference Fee	3,000.00
Uniform Expense	2,000.00	Remuneration Received From Kuhs	2,91,657.00
Miscellaneous Expenses	15,781.00	Rent Received	1,24,279.83
		Round Off Differences	1,283.16
<u>Advertisement &amp; Publicity</u>		Store Collection	1,53,750.00
Signage & Name Board	6,882.00	Training Fee	25,000.00
		Transcript Fee	1,042.00
<u>Hospital Running Expenses</u>		Remuneration Disbursed A/C	(4,27,424.00)
Pollution Control Expense	3,40,305.00		70,97,511.71
Medicity Expense	575.00	Dental Consultation & Procedures	1,41,29,224.50
Waste Disposal Expense	52,030.00	Dental Clinic (Medicity) Collection	50,28,861.00
		Dental Prioritycollection	1,91,58,085.50




*[Handwritten Signature]*

**Dr. K. GEORGE VARGHESE**  
Principal




EXPENDITURE	CURRENT YEAR 2020-21	INCOME	CURRENT YEAR 2020-21
<u>Legal &amp; Statutory Expense</u>			
Administration Charge-Niss	1,500.00		
Implantology Course Expense	70,495.00		
Annual Administration Fee	15,43,700.00		
Examination Fees	1,13,390.00		
Inspection & Dental Council Expenses	5,01,500.00		
Kuhs - Kerala University Of Health Science	1,77,520.00		
University & Affiliation Charges Paid	4,19,400.00		
Penalty For Water Charge	1,398.00		
Registration & Renewal Fees	5,000.00		
Building Tax	1,72,518.00		
Electrical Inspection Fee	31,535.00		
<u>Purchases</u>			
Bio Medical Consumables	310.00		
Cleaning & House Keeping Materials	2,35,894.00		
Dental Item Purchase	43,05,617.00		
Dental Material Purchase	24,74,539.00		
Electrical Item Purchased	3,12,316.00		
General Items Purchase	2,17,169.00		
Lab & Dental Items Purchase	6,05,668.00		
Surgical Item Purchased	31,85,103.62		
<u>Administration and Office Expenses</u>			
Computer Stationary	2,87,083.13		
Insurance Premium Paid	5,594.00		
Journals & Periodicals	7,78,419.00		
LP G Gas	24,329.00		
Legal & Professional Charges	39,100.00		
Newspaper, Books & Periodicals	12,010.00		
Postage & Telephone	6,183.00		
Printing & Stationery	2,69,925.00		
Printing Charges	1,78,845.00		
Reward For Projects	40,000.00		
Travelling Expenses	1,24,869.00		
<u>Repairs and Maintenance</u>			
General Maintenance	2,97,495.00		
Medicity & Premise Maintenance	6,300.00		
Repairs & Maintenance	3,74,059.00		
Repairs Of Building	5,58,281.00		
Service & Maintenance	48,341.00		
AMC-Service Contract	3,22,395.00		




*[Handwritten Signature]*

Dr. K. GEORGE VARGHESE  
PRINCIPAL

EXPENDITURE	CURRENT YEAR 2020-21	INCOME	CURRENT YEAR 2020-21
Vehicle Maintenance Expenses	1,11,079.00		
Maintenance Charges	28,600.00		
Vehicle Running Expense	33,052.00		
Utility Charges			
Internet Charges Paid	1,17,731.00		
Electricity Charges	9,94,372.40		
Generator Running Expense	1,92,811.00		
Telephone Charges	19,459.00		
Water Charges	42,265.52		
Interest & Bank Charges			
Bank Charges	43,813.75		
Interest on Others	45,72,176.87		
Interest on Bank	52,71,988.97		
	8,67,12,474.20		
Depreciation	81,59,651.36		
	9,48,72,125.56		
Surplus / (Deficit) for the year	4,74,58,838.65		
Total	14,23,30,964.21	Total	14,23,30,964.21



For Pushpagiri Medical Society



Rev. Fr. Jose Kallumalikal  
Secretary  
Pushpagiri Medical Society  
Tiruvalla - 689 101, Kerala, India



Place: Thiruvalla  
Date : 13 - 12 - 2021

For O. THOMAS & CO.  
Chartered Accountants

Partner  
Abraham K Thomas  
M.No. F 9705



Dr. K. GEORGE VARGHESE  
PRINCIPAL

