



BEST PRACTICES 2021-2022

Best Practice #1

By-stander Motivation Program

The Bystander motivation program was started by the department of Public Health Dentistry in 2014 with a vision for motivation of bystanders of patients who attended the OPD of the dental college using multimedia presentations and demonstrations like posters and model

Objectives:

To create awareness and to motivate bystanders of patients who attend the OPD at Pushpagiri College of Dental Sciences.

Context

Bystanders have to sit for long period of time for the treatment to get over. Most of the bystanders would not have undergone a routine dental check up and have unidentified dental problems .

Methodology

Bystanders usually accompany the patient for dental treatments. They have to wait for a long period of time for the treatment to get over. Most of the bystanders would not have undergone a routine dental check up and would have dental problems which have not been identified so far.

The Bystanders who accompany the patients for dental treatments at various dental departments are brought to the Dental Museum of the department of Public Health Dentistry. First, they are provided with a presentation on various dental problems- Cause, Mode of occurrence, Treatment modalities and Preventive treatments. The bystanders are then educated on dentistry, dental problems like dental caries, gingivitis, periodontitis, malocclusion, and oral cancer through dental posters and models at the dental museum by interns and faculty and their queries are clarified. The museum has a wide range of posters and models on various topics in Dentistry. A special emphasis on prevention of dental caries and methods of maintaining a proper oral hygiene in children is provided to parents. Following the motivation, free dental checkup is done. They are informed about their oral health status in detail and required treatment. They are then referred to other specialty departments for the required treatments.

Limitation:

Extent of motivation cannot be assessed

Evidence of Success

After the motivation program most of the bystanders seek dental treatment.

Resources required

PPT, charts, models, Speaker, Microphone, laptop

The institutional link to the museum: [Museum - Pushpagiri- Group of Institutions](#)

Photograph of bystander motivation



Dr. Aby Mathew T. MDS
Principal
Pushpagiri College of Dental Sciences





OP files of patients (bystanders after the motivation program)



Dr. Aby Mathew T. MDS
Principal
Pushpagiri College of Dental Sciences



Sl.No	DATE	NAME OF PATIENT	AGE	SEX	DIAGNOSIS	NAME OF STUDENT
1.	14/9/21	Amal C Abraham	24	M	C/c generalised gingivitis	Gayathri Vijayan
2.	14/9/21	Jissamol	24	F	C/c generalised gingivitis, Class I caries \bar{c} 24, 36	Neethu
3.	16/9/21	P. A. George	55	M	C/c generalised gingivitis with localised periodontitis	John Christopher
4.	16/9/21	Usha Kumari	52	F	Class II caries \bar{c} 47, 46 C/c generalised gingivitis	Kaajal
5.	27/9/21	Sarath M.S	28	M	C/c generalised gingivitis, Class V caries \bar{c} 25	John
6.	27/9/21	Kalavathy G	28	F	C/c generalised gingivitis	Gayathri
7.	22/9/21	Ss. Joan SIC	25	F	C/c generalised gingivitis, Pit + fissure caries \bar{c} 26, 16	John
8.	22/9/21	Mr. CT Chacko	64	M	C/c generalised gingivitis, Grossly decayed 47.	Geethu
9.	22/9/21	Matthew P	58	M.	C/c generalised gingivitis with localised periodontitis	Kaajal
10.	23/9/21	Joel T Jacob	22	M	Class I caries \bar{c} 16, 26, 37 C/c generalised gingivitis	Gayathri
11.	23/9/21	Alice Kurian	65	F	C/c generalised gingivitis, periodontitis	Kaajal
12.	23/9/21	Alwin Lalayan	25	M	C/c generalised gingivitis	John
13.	23/9/21	Vinoyal. M	20	M	Pit + fissure caries \bar{c} 26, 36, 37 C/c generalised gingivitis	Geethu
14.	23/9/21	Gopalakrishnan	63	M	C/c generalised gingivitis with localised periodontitis	Kaajal
15.	24/9/21	Toji Kaipally	49	M	C/c generalised gingivitis, Class III caries \bar{c} 22	John
16.	30/9/21	Aslana Nowshed	22	F	C/c generalised gingivitis.	Kaajal

S.No	Date	Name of Patient	Age	Sex	Diagnosis
17.	30/9/21	Pradheep P.G	49	M	C/c generalised gingivitis
18.	1/10/21	Philipase George	51	M	C/c generalised gingivitis
19.	1/10/21	Samson V. John	50	M	C/c generalised gingivitis
20.	4/10/21	Santhosh Kumar	46	M	Class II caries \bar{c} 46 C/c generalised gingivitis
21.	4/10/21	Ann P. Raju	22	F	Class I caries \bar{c} 36, 37 C/c generalised gingivitis
22.	4/10/21	Sheeba Shaji	41	F	Pit fissure caries \bar{c} 26, 36 C/c generalised gingivitis
23.	4/10/21	Binoy Varghese	49	M	C/c generalised gingivitis
24.	4/10/21	Rose John	27	F	Class V caries \bar{c} 46 C/c generalised gingivitis
25.	5/10/21	Lisamma	55	F	C/c generalised gingivitis
26.	5/10/21	Jimu K. Jacobs	40	M	with localised periodontitis C/c generalised gingivitis
27.	5/10/21	Tomy Joseph	61	M	Class II caries \bar{c} 46, C/c generalised gingivitis
28.	6/10/21	Sushila M.K	59	F	C/c generalised gingivitis with localised periodontitis
29.	7/10/21	K.D Joseph	67	M	C/c generalised gingivitis
30.	7/10/21	Sheeja	48	F	Class II caries \bar{c} 46, 47, 37 C/c generalised gingivitis
31.	8/10/21	Suje Tachaden	44	F	Class II caries \bar{c} 36 C/c generalised gingivitis
32.	8/10/21	E. Jose	64	M	C/c generalised gingivitis
33.	8/10/21	Binny	51	M	with localised periodontitis C/c generalised gingivitis

Name of Student

Gayathri

Geetha

Gayathri

John

Kanjil

Kanjil

John

Shanya

Gayathri

John

Kanjil

Christena

Christy Antony

Christy Simon

Christy Antony

Christena

Shanya

Sl. No.	Date	NAME OF PATIENT	AGE	SEX	DIAGNOSIS	NAME OF STUDENT
34.	9/10/21	Praveen Thomas	21	M	Pit + fissure caries \bar{c} 16, 26, 36, 46, C/c gen. gingivitis.	Christiane
35.	9/10/21	Binnu N. Kumar	51	M	C/c gen gingivitis with localised periodontitis.	Christy
36.	12/10/21	Teji K	25	M	Class I caries \bar{c} 16, 36, 26	Christiane
37.	13/10/21	Gowri Prasad	21	F	Pit + fissure caries \bar{c} 16, 46	Christy Simon
38.	13/10/21	Anet Maria	15	F	C/c generalised gingivitis	Dhanya
39.	26/10/21	Mathew Joseph	44	M	Class II caries \bar{c} 26	Christy
40.	27/10/21	Shiny Seju	48	F	C/c generalised gingivitis	Dhanya
41.	28/10/21	Rose Raju	14	F	C/c generalised gingivitis	Christy Antony
42.	29/10/21	Suresh Kumar	47	M	Class II caries \bar{c} 46, 27 C/c gen. gingivitis.	Christy. Simon.
43.	1/11/21	Aley K.C	38	M	Class III caries \bar{c} 22 C/c gen. gingivitis	Christy Simon
44.	2/11/21	Shasidharan. A	56	M	C/c generalised gingivitis	Christy Antony
45.	5/11/21	Sherly George	48	F	Class II caries \bar{c} 26, 36	Aneetta
46.	9/11/21	Sreekumar	31	M	Class I caries 16, 36 C/c gen. gingivitis.	Aneetta
47.	25/11/21	Neena Joseph	40	F	Class V caries \bar{c} 26 C/c gen gingivitis	Athira.
48.	25/11/21	Geethamol P. J	43	F	C/c gen gingivitis with localised periodontitis.	Ann Mariya
49.	25/11/21	Prasad P.M	47	M	C/c gen. gingivitis	Athira

Sl. No	DATE	NAME OF PATIENT	AGE	SEX	DIAGNOSIS
50.	25/11/21	Rajan	63	M	C/c generalised gingivitis
51.	25/11/21	Abdul Samad	65	M	Class II caries \bar{c} 47 C/c gen gingivitis
52.	25/11/21	Muhammed Ameen	30	M	Class I caries \bar{c} 27.
53.	25/11/21	Pring. S. Mallayil	30	F	C/c gen- gingivitis.
54.	25/11/21	VT Thomas	64	M	Grossly decayed 24, 25 C/c gen gingivitis
55.	25/11/21	Sindhu C-A	41	F	R _s \bar{c} 24, C/c gen gingivitis.
56.	26/11/21	Reji Abraham	29	M	Class III caries \bar{c} 23 C/c gen. gingivitis.
57.	26/11/21	Subin Antony Jose.	27	M	Class II caries \bar{c} 22, 12
58.	26/11/21	Alhulyan K-R	18	F	Pit + fissure caries \bar{c} 16, 26, 36
59.	26/11/21	Manish Mohanan	26	M	C/c generalised gingivitis
60.	26/11/21	Amamma Mathew	53	F	C/c generalised periodontitis
61.	30/11/21	Sreekumar	31	M	Class II caries \bar{c} 26.
62.	30/11/21	Kochu Rani	49	F	Partially edentulous arch \bar{c} 26, 27
63.	1/12/21	Lakshmi N. Nair	35	F	C/c gen. gingivitis.
64.	27/12/21	Lathika Prasad	51	F	Partially edentulous lower arch \bar{c} 44, 45, 46, 47 C/c gen gingivitis

NAME OF STUDENT

Ann Maria

Aneetta

Aneetta

Ann Maria

Ann Maria

Akhira

Atheena

Atheena

Akhira

Atheena

Atheena

Aneetta

Ann Maria

Ann Maria

Ashna

S.N.	DATE	NAME OF PATIENT	AGE	SEX	DIAGNOSIS
1.	01/01/22	Mohi Chacko	57yrs	F	C/c generalised gingivitis
2.	01/01/22	Ashok Kumar	60yrs	M	Class II caries \bar{c} 37 C/c generalised gingivitis
3.	01/01/22	Saji M.	50yrs	M.	C/c generalised gingivitis with periodontitis
4.	03/01/22.	Karthika S.	16yrs	F	Class I caries \bar{c} 26, 24.
5.	04/01/22.	Vishnu Mohan.	80yrs	F	C/c generalised gingivitis.
6.	06/01/22.	Joseph Joseph	70yrs	M	C/c generalised periodontitis.
7.	06/01/22	Teena Thomas	29yrs.	F.	Class V caries \bar{c} 37
8.	08/01/22	Leah Anne.	7yrs.	F	Deep dentinal caries \bar{c} 64, 55
9.	08/01/22	Shreeaj TS	33yrs	M	Partially edentulous lower arch \bar{c} 36
10.	17/01/22	Shiji Mohan.	35yrs	M	C/c generalised gingivitis with localised periodontitis
11.	20/01/22	Ratheesh NY.	40yrs.	M.	Class II caries \bar{c} 46, Class III caries \bar{c} 21
12.	20/01/22	Arijun S. Kumar	24yrs	M	Pit + fissure caries \bar{c} 16, 26, 36
13.	24/01/22.	Devishe mal	20yrs	F.	Pit + fissure caries \bar{c} 17, 16
14.	24/01/22	Rahul Rajan	24yrs.	M.	C/c generalised gingivitis
15.	1/1/22	Sudhekarani P.B	61yrs	M	C/c gen. periodontitis
16.	31/1/22	Vaishnavi Sukumar	24yrs	F	Bimax protrusion

NAME OF STUDENT

Shriya

Amala.

Athula

Amalith

Megha.

Megha

Megha

Dr. Rino

Rasmeey

Amala

Sanyashe

Sanyashe

Shilpa

Kelsey

Silpa

Kelsey

Sl. No	Date	Name of Patient	Age	Sex	Diagnosis
17	31/1/22	Kuttiyamma	58	F	C/c generalised gingivitis
18	31/1/22	Shiji Varghese	29	F	Class II caries \bar{c} 46, 47
19	31/1/22	Bindhu Sali	57	F	C/c gen periodontitis
20	31/1/22	Anna V Thomas	19	F	Pit + fissure sealant \bar{c} 16, 26, 36
21	31/1/22	Arto Antony	25	M	C/c generalised gingivitis
22	31/1/22	Muhammed Sabith	20	M	Angles Class II malocclusion with proclined upper incisors
23	31/1/22	Ajith	24	M	Pit + fissure \bar{c} 26, 27, 16, 17, 36
24	31/1/22	Aiden Shijo	7	M	Deep dental caries \bar{c} 54, 55, 63
25	31/1/22	Agna Varghese	4	F	Early childhood caries
26	31/1/22	Abhimanyu K-B	3	M	Early childhood caries
27	31/1/22	Terin Pius	29	M	C/c generalised gingivitis
28	31/1/22	Hakeema Raheem	24	F	C/c generalised gingivitis with lac. periodontitis
29	31/1/22	Sherena C	49	F	C/c generalised gingivitis
30	31/1/22	Thasneem Abbas	20	F	Class II caries \bar{c} 16.
31	31/1/22	Aim	06	F	Deep dental caries \bar{c} 74, 75
32	31/1/22	Stephy Elsa	33	F	C/c gen. gingivitis
33	31/1/22	Sheela Mathew	50	F	C/c gen. periodontitis

Name of Student	Sl. No	Date	Name of Patient	Age	Sex	Diagnosis
Silja	17	31/1/22	Kuttiyamma	58	F	C/c generalised gingivitis
Sangeetha	18	31/1/22	Shiji Varghese	29	F	Class II caries \bar{c} 46, 47
Silja	19	31/1/22	Bindhu Sali	57	F	C/c gen periodontitis
Kelsy	20	31/1/22	Anna V Thomas	19	F	Pit + fissure sealant \bar{c} 16, 26, 36
Silpa	21	31/1/22	Arto Antony	25	M	C/c generalised gingivitis
Silja	22	31/1/22	Muhammed Sabith	20	M	Angles Class II malocclusion with proclined upper incisors
Kelsy	23	31/1/22	Ajith	24	M	Pit + fissure \bar{c} 26, 27, 16, 17, 36
Silja	24	31/1/22	Aiden Shijo	7	M	Deep dental caries \bar{c} 54, 55, 63
Silpa	25	31/1/22	Agna Varghese	4	F	Early childhood caries
Silpa	26	31/1/22	Abhimanyu K-B	3	M	Early childhood caries
Sangeetha	27	31/1/22	Terin Pius	29	M	C/c generalised gingivitis
Silpa	28	31/1/22	Hakeema Raheem	24	F	C/c generalised gingivitis with lac. periodontitis
Kelsy	29	31/1/22	Sherena C	49	F	C/c generalised gingivitis
Silja	30	31/1/22	Thasneem Abbas	20	F	Class II caries \bar{c} 16.
Sangeetha	31	31/1/22	Aim	06	F	Deep dental caries \bar{c} 74, 75
Silpa	32	31/1/22	Stephy Elsa	33	F	C/c gen. gingivitis
Silja	33	31/1/22	Sheela Mathew	50	F	C/c gen. periodontitis

Sl.No	Date	Name of Patient	Age	Sex	Diagnosis	Name of Student
34	31/01/22	Ajayaghosh	37	M	Caries \bar{c} 46 (Class I)	Sangeetha.
35	31/01/22	Shenly George	60	F	C/c gen. periodontitis	Silpa.
36	31/01/22	Anila Sibi	43	F	C/c gen. gingivitis with loc. periodontitis.	Silja
37	31/01/22	Deepa Anish	42	F	Class I caries \bar{c} 16	Kelsy.
38	31/01/22	Anilkumar Pillai	38	M	Anger Class I malocclusion with proclined upper incisors	Sangeetha.
39	31/01/22	Sheri Mathew	29	M	C/c gen. gingivitis	Silpa.
40	31/01/22	Jinta Elsa Jacob	20	F	Pit & fissure sealant \bar{c} 16, 46, 36	Silja
41	31/01/22	ABBas. K.N	50	M	C/c gen. gingivitis with loc. periodontitis.	Kelsy.
42	31/01/22	Anoop. A	32	M	Caries \bar{c} 26, 36 Class II \bar{c} 46.	Silpa.
43	31/01/22	Vijeesh K.G	40	M	C/c gen. gingivitis	Kelsy.
44	31/01/22	Jincy George	29	F	C/c gen. gingivitis with loc. periodontitis	Silpa.
45	31/01/22	Dennis Joy	31	M	C/c gen. gingivitis with loc. periodontitis	Sangeetha.
46	31/01/22	Nadiya Habeeb	27	F	C/c gen. gingivitis	Silja.
47	01/02/22	Kenjith Kumar	34	M	Class II caries \bar{c} 47.	Silja
48	1/02/22	Henry P.C	40	F	C/c gen. periodontitis	Kelsy.
49	1/02/22	Emil Philip	12	M	Class I caries \bar{c} 16	Soniya.
50	1/02/22	Joy Thomas	63	M	C/c gen. periodontitis	Sangeetha

Sl.No	Date	Name of Patient	Age	Sex	Diagnosis	Name of Student
51	11/02/22	T.N Gopalakrishnan	60	F	C/c gen periodontitis	Silpa.
52	11/02/22	Rajini Prakash	44	F	Class II caries 14.	Silja.
53	11/02/22	Rijo Kavi . C	46	M	Class I caries i 16, 26	Sangeetha.
54	11/02/22	Valsamma	65	F	Partially edentulous lower arch i 44, 45, 46, 47	Soniya.
55	11/02/22	Shetin Geo Mathew	25	M	Class I caries i 46, 47	Silja.
56	11/02/22	Kochumon Thomas	47	M	C/c generalised gingivitis	Kelsy.
57	11/02/22	Alok Antony	8	M	Deep dental caries i 64.	Silpa.
58	11/02/22	Diya Ann	4	F	Early childhood caries	Silja.
59	11/02/22	Nikhil Thambi	30	M	C/c gen gingivitis.	Sangeetha.
60	11/02/22	Abhilash	34	M	Class V caries i 47	Soniya.
61	11/02/22	Antony Rijo	4	M	Early childhood caries	Silpa.
62	11/02/22	Saji Saju	22	M	Pit + fracture i 36, 26	Soniya.
63	11/02/22	Geetha Saju	52	F	C/c gen. periodontitis	Silja.
64	11/02/22	Maqiya Saju	15	F	Class I caries i 16	Silpa.
65	11/02/22	Rahim Ravethaq	60	M	Partially edentulous lower arch 41-47	Sangeetha.
66	11/02/22	Preetha . S	55	F	C/c gen. periodontitis	Silja.
67	11/02/22	Snehamol Prasanth	16	F	C/c gen. gingivitis	Silpa.

Sl. No.	Date	Name of Patient	Age	Sex	Diagnosis
68	11/02/22	Suja Surgesh	48	F	Class V caries \bar{c} 26.
69	11/02/22	Prithi M.A	19	M	Angles Class III malocclusion with cross bite \bar{c} 33, 43.
70	5/02/22	Akhil P	30	M	C/c gen. gingivitis
71	5/02/22	Atthaf	14	M	Class I caries \bar{c} 16, 26
72	07/02/22	Saxiga Renjith	26	F	Class II caries \bar{c} 27
73	07/02/22	Devadathan	16	M	Pit + fissure \bar{c} 16, 26, 36, 46
74	08/02/22	Jain Elizabeth Vaghese	19	F	Pit + fissure \bar{c} 16, 26
75	09/02/22	Angel T.S	18	F	C/c gen. gingivitis
76	17/2/21	Haxi R. Nair	43	M	Class V caries \bar{c} 24
77	24/2/22	Jain Elizabeth	19	F	Class I caries \bar{c} 16, 26
78	28/2/22	Nivi Thomas	21	F	C/c gen gingivitis with loc. periodontitis.
79	01/03/22	Ashwin Babu	21	M	
80	23/03/22	Kissy Joseph	55	F	C/c gen periodontitis
81	09/04/22	Davin Manoj	24	M	C/c gen. gingivitis
82	11/04/22	Thomas Daniel	50	M	Cervical abrasion \bar{c} 16, 15, 24, 25, 34, 35, 36, 37.
82	11/04/22	Karthik Kumar	25	M	C/c gen. gingivitis.

Name of Student	Sl. No.	Date	Name of Patient	Age	Sex	Diagnosis
Silpa	3	M				
Silpa	81	M				
Silpa	81	M				
Silja	81	M				
Silja	81	M				
Soniya	81	F				
Silpa	81	F				
Sangeetha	81	F				
Varsha	81	F				
Neethu	81	F				
Aleena	81	F				
Neetha	81	F				
Aleena	81	M				
Dheeraj	81	M				
Princy	81	F				
Princy	81	F				
Romi	81	F				

S/N	Date	Name of Patient	Age	Sex	Main Diagnosis	Name of Student
83	18/04/22	Karthik Kumar	25	M	C/c gen-gingivitis	Mania.
84	20/04/22	Joyal Johnson	13	M	Class I caries \bar{c} 16.	Mania.
85	29/04/22	Baji kuriakose.	48	M	Partially edentulous lower arch \bar{c} 34,35	Mania.
86	10/05/22	Giyo Lawrence.	13	M	Class I caries \bar{c} 14.	Kuriam.
87	11/05/22	Mast: Aman	13	M	Class I caries \bar{c} 26	Kuriam.
88	16/05/22	Reshma P.R.	27	F	C/c gen gingivitis.	Dezlin
89	16/05/22	Princy Sara Dypen.	18	F	Bimaxillary protrusion.	Kiranj.
90	18/05/22	Revathy	25	F	C/c generalised gingivitis.	Kiranj
91	20/05/22	Veeja Vijayan	18	F	Middleline diastema	Swethi
92	21/05/22	Ajimal	48	F	C/c gen-periodontitis.	Aleena.
93	23/05/22	Lisha	16	F	Class III caries \bar{c} 22	Swetha
94	23/05/22	Feba Anna.	15	F	Class I caries \bar{c} 27	Dezlin
95	23/05/22	Abel Babu.	17	M.	Deep bite.	Swethi.
96	24/05/22	Thomas Babu.	48	M	C/c gen gingivitis with loc. periodontitis.	Swetha.
97	27/05/22	Sheetal V.	50	F	C/c gen periodontitis	Susan
98	27/05/22	Razia Beegum.	57	F	Partially edentulous lower arch \bar{c} 46,47.	Swetha
99	27/05/22	Shereena N.A	22.	F	C/c gen-gingivitis.	Swetha.

Sl. No.	Date	Name of Patient	Age	Sex	Diagnosis	Name of Staff
100	27/05/22	Brahim C.H	16	M	Class I caries \bar{c} 24.	Swetha.
101	27/05/22	Cyril R.v	37	M	Class II caries \bar{c} 24, 26	Ateena
102	27/05/22	Shaju Vargheese.	58	M	C/c gen. gingivitis.	Deona
103	27/05/22	Aniammo. Shaju.	50	F	Cervical abrasion \bar{c} 25, 26, 34, 35	Swathi
104	27/05/22	Umnikshnan. K.	48	M	C/c gen. periodontitis	Deona.
105	27/05/22	Jasmin Joseph.	35	F	Deep caries \bar{c} 27.	Swetha
106	27/05/22	Kaipa. K. Naia.	14.	F	Pit + furca \bar{c} 16, 17	Dezin.
107	28/05/22	Simon Tharakan	17	M	Pit + furca \bar{c} 16, 17, 26, 27, 36, 46.	Swathi
108	28/05/22	Sreekala. S.	29	F	Anterior open bite.	Swetha
109	28/05/22	Angel Alex.	16	F	Class I caries \bar{c} 26.	Deona.
110	28/05/22	Lenoj chacko.	42	M	R _s \bar{c} 46, 47	Swathi
111	28/05/22	Somi. KA.	16	F	Pit + furca \bar{c} 16, 17, 36	Swetha.
112	28/05/22	Sheeja Ambika.	49	F	C/c gen. gingivitis.	Deona
113	28/05/22	Santhosh kumar	47	F	C/c gen. gingivitis with loc. periodontitis.	Susan
114	28/05/22	Sandeep Mon.	26	M	Class II caries \bar{c} 25.	Ateena.
115	28/05/22	Shalma.	20	F	C/c gen gingivitis.	Ateena.
116	30/05/22	Lino Joseph Mathew.	17	M	Pit + furca \bar{c} 16, 26	Ateena.

S/N	Date	Name of Patient	Age	Sex	Diagnosis
117	1/06/22	Kunnel Aleeza Roy	24	F	Pit & fissure c 16, 26
118	4/6/22	Sudhi Surencham	25	F	Bimaxillary protrusion.
119	08/06/22	Neethuk	39	F	Class III caries c 22
120	11/06/22	Ajay Mathew	29	M	c/c gen gingivitis.
121	13/6/22	Sini Shibu	37	F	Class II caries ut 36.
122	13/6/22	Meeral	16	F	c/c generalised gingivitis
123	14/6/22	Alan	21	M	Pit & fissure ut 16, 46.
124	15/6/22	Lungy Joseph	48	F	PC generalised periodontitis
125	15/6/22	Vishnu Sathyan	25	M	Class II caries ut 16, 46.
126	16/6/22	Jeshine Varghese	26	F	Deep bite
127	17/6/22	Akshara	16	M	Class I caries ut 16.
128	18/6/22	Araya Devaki	24	F	Class II caries ut 36, 46.
129	18/6/22	Abiyamal Shaji	14	F	Angle's Class I malocclusion
130	18/6/22	Anna Vinaya	24	F	Chronic generalised gingivitis
131	21/6/22	Raji Joseph	39	M	RS ut 35, 36
132	21/6/22	Nayal Mathew	13	M	Bimaxillary Protrusion.
133	21/6/22	Arum C Mathew	31	M	Apical Peri dentitis ut 36

Name of Student	Age	Sex	Diagnosis
Sweetha	14	F	Pit & fissure c 16, 26
Saethri	7	F	Bimaxillary protrusion.
Deena	19	F	Class III caries c 22
Deena	16	M	c/c gen gingivitis.
Nila	7	F	Class II caries ut 36.
Fayaz	16	M	c/c generalised gingivitis
Anantha	25	M	Pit & fissure ut 16, 46.
Smithi	30	F	PC generalised periodontitis
Anoop	20	F	Class II caries ut 16, 46.
Anantha	7	F	Deep bite
Anoop	11	F	Class I caries ut 16.
Nila	27	F	Class II caries ut 36, 46.
Anantha	14	F	Angle's Class I malocclusion
Anantha	14	M	Chronic generalised gingivitis
Nila	7	F	RS ut 35, 36
Ani The	11	M	Bimaxillary Protrusion.
Anantha	11	M	Apical Peri dentitis ut 36

134	28/6/22	Ashiq	17	M	Class II caries ist 16.	Fayaz
135	29/6/22	Ajitha Riji	21	F	CIC gen. gingivitis	Nita
136	29/6/22	Tobin Sam	24	M	Pit & fissure at 36, 46.	Anantha
137	30/6/22	Melbin Manoj	16	M	CIC circumibh at 16	Nita
138	6/7/22	Amel Fathima	21	F	RS at 46	Nita
139	6/7/22	Bitas Philip	20	M	CIC generalised gingivitis	Nita
140	12/7/22	Philip Mathew	52	M	RS at 36, 37	Anantha
141	20/7/22	Minaru Joseph	30	M	Class II caries at 36, 46	Sija
142	29/7/22	Ahija	20	F	Class II caries at 16.	Dr. Benly.
143	5/8/22	Swapna Joseph	46	F	Missed tooth at 11, 21	Aju
144	9/8/22	Abia. T. John	19	F	Class I at 26	Annu
145	12/8/22	Asha Mathew	25	F	CIC circumibh pulpitis 36.	Kiran
146	18/8/22	Hanikrishnan	36	M	RS at 14, 15.	Anala
147	18/8/22	Anilkumar	45	M	Chronic generalised periodontitis	Anala
148	19/8/22	Jenna Jacob	15	F	chronic generalised gingivitis	Rosemary
149	23/8/22	Ahamed Fazal	18	M	Class II caries at 76.	Merin



BEST PRACTICES 2021-2022

Best Practice #2

Medi-Talk (earlier known as Pushpavani Aarogyam): **Live Dental Health Education Programme**

(Radio Macfast, 90.4 FM)

Every Wednesday, 9:45-10:45am

Objectives of the Practice:

- To enhance community development and serve as an effective public health promotion strategy
- To provide easily accessible high quality dental health education on a weekly basis for the members of the general public including illiterate people, utilizing an inexpensive means of mass media
- To answer queries of listeners with live Question Answer phone-in session
- To improve the main presenter's (intern's) subject knowledge, communication and presentation skills, self-confidence and fluency in their mother-tongue (Malayalam)
- To provide a unique opportunity for the faculty of our dental college to take part in a live on-air dental education programme.

The Context

There exists a lack of dental health education programme for the community utilizing an easily accessible medium.

In a developing country like India where a majority of the citizens dwell in villages and a vast majority of them are illiterate, the utilization of radio as a means of mass communication has a great potential in disseminating vital health messages.

In order to conduct a successful radio programme session, the presenting interns and faculty needed to be trained to speak confidently and fluently in their mother tongue. Also, a vast amount of subject knowledge and effective communication skills are also required by the presenters in order to manage the live question answer session at the end of each programme.

Pre-programme publicity was also needed to be carried out prior to the launch of the radio programme in order to create awareness of the start of a new live on-air health education programme.

The Practice

The programme focuses on imparting oral health care education and awareness to the common public and has gained widespread popularity as it caters to a wide audience and uses an easily available mode of mass communication.

The radio programme is mandatory for all interns and each session is allotted to one of them. A faculty member from our dental college is assigned to guide the intern and also share their expertise and knowledge in the live session. Topic selection is based on pressing dental public health issues that need to be addressed. The topics are approved by the in - charge and the respective faculty member. The schedule for the radio programme is prepared well in advance to help provide ample amount of time for rehearsal.

The live radio programme is conducted and broadcasted from the Radio Macfast Studio, located at the Macfast Campus (Mar Athanasios College for Advanced Studies Tiruvalla), South India. Transport to and from the venue is arranged by our institution.

Each radio programme is conducted by the Radio Jockey, the Intern and a faculty from Pushpagiri College of Dental Sciences. The session starts with a brief introduction by the Radio Jockey to welcome and introduce the presenters, followed by a live conversation between the Radio Jockey, Intern and a faculty member from our college. Following this, the listeners are given an opportunity to have a live phone-in session where they can clear any queries that they may have pertaining to the topic of interest. The phone lines are also kept open during the entire duration of the radio programme. The programmes are carried out in the native language of Kerala, Malayalam, to help spread awareness across the community including rural and urban areas. Once the live session is over, the presenting intern is expected to submit a detailed and thorough report of the radio programme with photographic evidence before completing the period of internship.

Limitations faced:

Those who were not proficient in Malayalam wrote the Malayalam script in English.

Since the onset COVID, the educational talk is recorded and sent to Radio MACFAST. The students and faculty do not get a live interaction

Evidence of Success:

- Radio Macfast, a social service arm and a Community Radio of MACFAST, is available in five districts in Central Travancore (Pathanamthitta, Alleppey, Kottayam, Idukki and Kollam)

and has close to ten lakh listeners. It is a valuable tool in propagating and promoting oral health awareness among the general public.

- Many of the patients reporting to our dental college, also mention that they regularly tune into the live radio programme as they find the information they receive to be highly relevant and beneficial.
- A survey conducted by Radio Macfast 90.4, showed that Pushpavani Aarogyam is one among the top three programmes conducted by the radio station. (Journal of International Oral Health 2016; 8(7):767-771)
- A study among the dental interns in our institution, demonstrated that subject knowledge, communication and presentation skills and self-confidence were significantly improved through the programs. (Journal of International Oral Health 2016; 8(7):767-771)

Resources required:


A phone with good camera and speaker or camera (as the live sessions have not started since the onset of COVID-19)

Institutional link for Radio Program:

[Community Dental Programs - Pushpagiri- Group of Institutions](#)

[Audiogallery - Pushpagiri- Group of Institutions](#)

Screenshot of RADIOMACFAST 90.4 website showing the schedule of Medi-talk

Phone: 0469 - 2730332 Email: radiomacfast@macfast.org Time: 5:45AM - 12:00AM 
Advertisements: 0469 22635921 +91-9744202482 y tuned to Radio MACFAST 90.4 Naatukarkku Koottayi.



[Home](#) [Schedule](#) [About Us](#) [Social Arms](#) [Team](#) [Awards](#) [Contact](#)

Home > Schedule

Schedule



SUN	MON	TUE	WED	THU	FRI	SAT
Programme				Time		
Panpipe Music				05:45 AM		
Suprabhatham				05:55 AM		
Theme Song				06:00 AM		
Sadvachanam				06:04 AM		
Innathe Paripadikal				06:08 AM		
Vande Matharam				06:09 AM		
Devaragam				06:10 AM		
Local Jobs				06:55 AM		
Greeting Cards				07:00 AM		
Mozhimuthu				08:00 AM		
Sadvachanam				09:00 AM		
Medi Talk				09:15 AM		

Dr. Aby Mathew T. MDS
Principal
Pushpagiri College of Dental Sciences





PUSHPAGIRI

We care God cures

COLLEGE
OF
DENTAL
SCIENCES


22—03-2022

CIRCULAR

Due to COVID-19 lock down restrictions, there will be no live radio programs henceforth until further notice.

Dr.K.George Varghese

Principal






Program Schedule of Radio Program for the year 2021-2022

TOPIC	DATE	STAFF	INTERN
Gum diseases and oral health	14-07-2021	Dr. Rino Roopak	Thomsy
Smoking and oral health	21-07-2021	Dr. Lisa Elizabeth	Jeny
TMJ disorders	15-09-2021	Dr. Annie Susan	Elaine
Dental health	22-09-2021	Dr. Sherly Sajan	John
Artificial prosthesis	29-09-2021	Dr. Suja Joseph	Kaajal
Oral habits in children	07-10-2021	Dr. Rino Roopak	Gayathri
Traumatic injuries	14-10-2021	Dr. Anuna Laila Mathew	Geethu
Tooth impaction	27-10-2021	Dr. Ravi Rajan	Christeena
Tooth sensitivity	04-11-2021	Dr. Prameetha George	Christy Antony
Oral habits and oral hygiene measures	10-11-2021	Dr. Rino Roopak	Christy S Simon
Potentially malignant disorders	17-11-2021	Dr. Anju Mathew	Dhanya
Smile designing	24-11-2021	Dr. Amal Fathima	Aneeta
Common dental diseases/disorders	30-11-2021	Dr. Lisa Elizabeth	Annmariya
Malocclusion	08-12-2021	Dr. Nevin Abraham	Atheena
Primary teeth and its importance	15-12-2021	Dr. Jeswin M Thomas	Athira
Halitosis	22-12-2021	Dr. Prameetha George	Aathila
Periodontal diseases	29-12-2021	Dr. Annie Kitty George	Aliya
Diet counselling	29-06-2022	Dr. Rino Roopak	Nila Mathew
Oral aphthous ulcer	14-07-2022	Dr Anju Mathew	Soniya S

Clear aligners	21-07-2022	Dr. Robin	Anoop R
Smoking and oral health	29-07-2022	Dr. Rino Roopak	Varsha Merin
Oral health	02-08-2022	Dr. Allan	Kiran Roy
Pre and post operative instructions after extraction	04-08-2022	Dr. Ravi Rajan	Silja C A
Diabetes mellitus and oral health	11-08-2022	Dr. Anju Mathew	Kelsy Varghese

Dr. Aby Mathew T. MDS
Principal
Pushpagiri College of Dental Sciences



AROQYAM.

RADIOPROGRAMME - PUSHPAVANI AROGYAM

Dentistry

subject - Gum diseases and Oral health

Date - 14/7/21

Chief coordinator - Dr Vinod Mathew

Presented by - Dr Rino Roopak

- Dr Thomsy Maria Antony



RJ


Pushpagiri Meditalk live radioprogram started at Radio Mafast 90.4. The programme commenced with a brief introduction about gum diseases and oral health by Dr Rino Roopak. After giving the introduction the topic was explained in detail by Dr Thomsy Maria Antony about various types, causes, management, prevention of gum diseases and importance of oral health. Treatments & dental care provided during this covid pandemic was also explained. The session was concluded by making people aware of importance of oral health and the need for frequent consultation with dentist, if any gum related symptoms arises. The programme was concluded at 10am. RJ then signed off.

Evaluation was based on - Subject knowledge
- speech clarity
Modulation
Content
Confidence

Procedure

Programme helped to improve my confidence. Time limit was maintained.

Listeners	Observer	Procedure
<ul style="list-style-type: none"> - Subject knowledge was good - clarity of presenter was good 	<ul style="list-style-type: none"> - Presenter maintained the confidence level throughout the programme - It was informative 	<ul style="list-style-type: none"> Programme helped to improve my confidence level - Time limit was maintained.



RADIOGRAM

RADIOPROGRAMME - PUSHPAVANI AROGYAM



Subject: Importance Of Oral Health

Date:

Chief Co-ordinator: Dr. Vinod Mathew

Presented by : Dr. Shreya Sajan Mathew
Dr. John Christopher Jora

started at
with a
health by
introduction,
Tomy Johnson.
of
provided
explained.
people aware
for free
was

Pushpagiri Meditalk live programme started at Radio market 90.4. The programme commenced with a brief introduction about importance of oral health by Dr. Shreya Sajan Mathew. After giving the introduction, the topic was explained in detail by Dr. John Christopher Jora about importance of oral health, maintenance of oral health and importance of regular checkup. Treatments and dental care provided during this COVID-19 pandemic was also explained. The session was concluded by making people aware of importance of oral health and the need for frequent consultation with dentist. The programme was concluded at 10:00 am. RJ then signed off.

Evaluation was based on -
Subject knowledge
Speech clarity
Modulations
Content
Confidence.

Produced.
programme helped
improve my
confidence level.
limit was
maintained.

Listeners	Observers	Producers
<ul style="list-style-type: none"> - Subject knowledge was good - clarity of presentation was good 	<ul style="list-style-type: none"> - Demeanor maintained the confidence level throughout the programme - It was informative 	<ul style="list-style-type: none"> - Programme helped to improve my confidence level - Time limit was maintained

RADIOPROGRAMME - PUSHPAVANI AROGYAN

SUBJECT :- ORAL HABITS IN CHILDREN

DATE :- 7-10-2021

CHIEF COORDINATOR :- DR. VINOD MATHEW

PRESENTED BY :- DR. RINO ROOPAK

DR. GAYATHRI VIJAYAN



Pushpagiri Meditalk live programme started at Radio Maifest 90.4. The programme commenced with a brief introduction by Dr. Rino Roopak about the topic oral habits in children, mainly the abnormal oral habits in children. After giving the introduction, the topic was explained in detail by Dr. Gayathri Vijayan about the abnormal oral habits in children. Certain abnormal oral habits like mouth breathing, tongue thrusting, Thumb sucking, Nail biting were explained during the session. Treatments and dental care provided during this covid-19 pandemic was also explained. The session was concluded by making people aware of intercepting the abnormal oral habits in children. ~~at early as possible~~ ~~was~~ consultation of with dentist as early as possible. The programme was concluded at 10:00am, RS then signed off.

Evaluation was based on :-
 subject knowledge
 speech clarity
 Modulation
 content
 confidence.

[Signature]
 7/10/21
 Listener

Listener	Observer	Procedure
- subject knowledge was	presented maintained confidence	programme helped to improve my

RADIOPROGRAMME - PUSHPAVANI AROGYAM

Subject: Tooth impaction

Date: 28-10-2021

Chief coordinator: Dr. Vinod Mathew

Presented by: Dr. Ravi Rajan

Dr. Christena Varughese



RJ:

Pushpavani Meditalk live programme started at Radio Macfest 90.4. The programme commenced with a brief introduction by Dr. Ravi Rajan about the topic tooth impaction, its clinical appearance and different treatment options. After the introduction the topic was explained in detail by Dr. Christena. The topic included reasons, features and different types of tooth impaction. Treatment options and post-operative care methods were also explained in the session. Commonly using diagnostic methods and certain patient concerns were narrated during the programme. The session was concluded by making people aware about the management of impacted teeth. The program wound up at 10:00 am. RJ then signed off.

Evaluation was based on:

- Subject knowledge
- Speech clarity
- Modulation
- Content
- Confidence

Listeners
Subject knowledge
increased

Observers
Presenter maintained confidence
throughout programme

Procedure
Program helped to improve
my confidence level

RADIOPROGRAMME - PUSHPAVANI AROGYAM

Subject : Oral habits and oral hygiene measures
 Date : 11-11-2021
 Chief coordinator : Dr. Vinod Mathew Mulamootil
 Presented by : Dr. Rino Roopak Soman
 Dr. Christy S Simon



RJ :

Pushpagiri Meditalk live programme started at Radiomacfast 90.4. The programme commenced with a brief introduction by Dr. Rino Roopak Soman about the topic oral habits and oral hygiene measures. After the introduction, the topic was explained in detail by Dr. Christy S Simon about the importance of oral health, various oral habits and their effects on oral health and various oral hygiene measures. Methods of oral hygiene, flossing and its technique, association of oral health & systemic diseases, oral health and old age, frequency of oral checkup & its importance, oral hygiene measures in hypersensitive patients were also explained in the session. The session was concluded by making people aware about the various oral habits and oral hygiene measures. The program was concluded at 10:00 am. RJ then signed off.

Evaluation was based on

- subject knowledge
- speech clarity
- Modulation
- content
- confidence

Listener

Observer

Procedure

- subject knowledge was good
 - clarity - presentation

- Presenter maintained confidence throughout

- Program help to inform

check.

RADIOPROGRAMME - PUSHPAGANI AROGYAM

Subject: Smile Designing

Date : 25-11-2021

Chief coordinator - Dr. Vinod Mathew

Presented by: Dr. Amal Fathima

Dr. Anzeeta Grace Varghese



Puspagani meditalk live programme started at Radiomacast 90.4. The programme commenced with a brief introduction by Dr. Amal Fathima about the importance of smile designing various techniques involved in it. After the introduction the topic was explained in details by Dr. Anzeeta Grace Varghese. The topics covered were the importance of smile designing, and when & how the techniques in smile designing are used, advantages and disadvantages of each technique. The session was concluded by making people aware of the ~~needed~~ various techniques involved in smile designing and when to seek them. The session was concluded at 10:00 am. RJ then signed off.

Evaluation was based on: Subject knowledge
 speech clarity
 modulation
 content
 confidence

Listeners	Observers	Presenter -
<ul style="list-style-type: none"> Subject knowledge was good. clarity of presentation was good 	<ul style="list-style-type: none"> Presenter maintained the confidence throughout the programme It was informative 	<ul style="list-style-type: none"> Programme helped to improve my confidence level voice control was maintained

RADIOPROGRAMME - PUSHPAGIRI AROGYAM

Subject: Malocclusion

Date: 9/12/21

Chief coordinator: Dr Vinod Mathew Mulamootil

Presenter: Dr Nevin Abraham,
Dr Athreena T.S.

RJ: Aparna



Pushpagiri Meditalk live programme started at Radio Maifest 90.4. The programme commenced with a brief introduction by Dr Nevin Abraham about malocclusion. After the introduction, topic was explained in details by Dr Athreena T.S. The topics covered were causes of malocclusion, sequelae, treatment of malocclusion and brief introduction to orthognathic surgery. Various parental concerns regarding treatment of malocclusion were also discussed. Reasons behind development of malocclusion was explained in detail. The concluded by making people aware about the importance of diagnosing and taking proper measures to prevent development of malocclusion at early stages of life and treating them at appropriate ages if already occured by consulting with a dentist. The programme concluded by 10:00am. RJ then signed off.

Evaluation was based on:

- Subject Knowledge
- Speech Clarity
- Modulation
- Content
- Confidence.

Listener	Observer	Procedure
→ Subject Knowledge	→ Presenter maintained	→ Programme helped

Aparna
16/9/2021

RADIOPROGRAMME - PUSHPAVANI AROGYAM.

Subject: Halitosis.

Date: 23/12/2021.

Chief Co-ordinator: Dr Vinod Mathew.

Presented by: Dr Prameeta Mathew.

Dr ~~Amey~~ Athila Beegam A.



Pushpagiri medicine live Programme started at Radiomafast 90.4. The programme commenced with a brief introduction by Dr. Prameeta Mathew about the oral malodour (halitosis) and its treatment option. After the introduction the topic was explained in details by Dr. Athila Beegam A. The topics covered the etiology, diagnosis of malodour, preventive measures, treatment needs and management of oral malodour.

The session was conducted by making people aware of their oral hygiene and halitosis prevention.

The session was conducted at 10:00 am. RJ then signed off.

Evaluation was based on: Subject Knowledge.

Speech Clarity.

Modulation.

Content.

Confidence.

Listener	Observer	Presenter.
<ul style="list-style-type: none">• Subject knowledge was Good.• Clarity of Presentation was	<ul style="list-style-type: none">• Presenter maintained the confidence through out the programme.• It was informative.	<ul style="list-style-type: none">• Programme helped to improve my confidence level.• Time limit was

RADIO PROGRAMME - PUSHPAVANI AROGYAM.

Subject : Importance of early orthodontic intervention in growing age.

Date : 06/01/2022.

Chief coordinator : Dr. Vinod Mathew

Presented by : Dr. Robin Alex

Dr. Amala Jose



RJ : Aparna.

Pushpagiri Meditalk live programme started at Radio maqfast 90.4. The programme commenced with a brief introduction by Dr. Robin Alex. He discussed about the need of early orthodontic intervention from the growing age of the child. After the introduction the topic was explained in detail by Dr. Amala Jose. The topic covered the etiology of irregular arrangement of teeth, its ill effects, need of early intervention and different treatment modalities. The session was concluded by making people aware of the importance of optimum harmony between the bone, teeth and other associated organs for optimum growth and development. The session was conducted at 10:00 am. RJ then signed off.

Evaluation was based on :-

- subject knowledge
- Speech clarity
- modulation
- Content
- Confidence.

[Signature]
3/10/2022

Listener	Observer	Presenter
<ul style="list-style-type: none"> • subject knowledge was good • clarity of presentation 	<ul style="list-style-type: none"> - presenter maintained the confidence throughout the 	<ul style="list-style-type: none"> - programme help to improve my

RADIOPROGRAMME - PUSHPAVANI AROGYAM

Subject :- Bleaching.

Date :- 10/2/2022

Chief Coordinator :- Dr Vinod Mathew.

Presented by :- Dr Minamol K. Jobny

Dr Silpa Susan Thomas.

R.J :-



Pushpagiri Meditalk live programme started at Radio MacFast 90.4. The programme commenced with an introduction by Dr Minamol K. Jobny about bleaching. After the introduction the topic was explained in detail by Dr Silpa Susan Thomas about the causes of tooth discolouration, different treatment techniques for tooth discolouration, In-office technique, home bleaching technique, precautions taken & instructions given during bleaching. The programme was conducted at 10am RJ then signed off.

Evaluation was based on :-

- Subject knowledge
- Speech clarity
- Modulation
- Content
- Confidence

~~Dr~~
u/10/22

Listener	Observer	Procedure
- Subject knowledge was good	- Presenter maintained the confidence throughout the programme	- Programme helped to improve my confidence level
- Clarity of presentation		- Time limit was

RADIOPROGRAMME - PUSHPAVANI AROGYAM

Subject :- Root Canal Treatment

Date :- 11/6/2022

Chief Coordinator :- Dr. Vinod Mathew

Presented by :- Dr. Baby James
Dr. Deena Lily Rodrigues



Pushpavani meditalk live programme started at radio Macfast 90.4. The programme commenced with a brief introduction by Dr. Baby James about the topic 'Root canal treatment'. After the introduction the topic was explained in detail by Dr. Deena Lily Rodrigues. The topics covered were indications, procedure, side effects if any, need for a crown.

The session was concluded by making people realize the importance of maintaining natural teeth through root canal treatment. The session was concluded by Dr. Deena Lily.

Evaluation was based on :-
Subject knowledge
Speech Clarity
Modulation
Content
Confidence.

Listeners

Observed

Presenter

Subject knowledge was good

Presenter maintained the confidence throughout the programme

Programme helped to improve my Confidence.

RADIOPROGRAMME - PUSHPAVANI AROGYAM

Subject :- Diet Counselling.

Date :- 29/6/2022

Chief Coordinator :- Dr. Vinod Mathew

Presented by :- Dr. Reno Roopuk
Dr. Nila Mathew



Pushpagiri meditalk live program started at radio Maefant 90.4. The program commenced with a brief introduction by Dr. Reno Roopuk about the topic "Diet Counselling". After the introduction the topic was explained in detail by Dr. Nila Mathew. The Topic covered about healthy diet, importance of milk and milk product, correct use of flossing. The session was concluded by making people realize the importance of maintaining natural tooth through healthy diet. The session was concluded by Dr. Nila Mathew.

Evaluation was based on :- Subject knowledge
Speech clarity
Modulation
Content
Confidence.

Listeners	Observer	Presenter
Subject knowledge was good	Presenter maintained the confidence throughout the program.	programme helps to improve my Confidence
clarity of presentation was good	It was informative	Time limit was

RADIO PROGRAMME - PUSHPAGIR

Subject : Post operative instructions after "extraction."

Date : 24/03/22

Chief Coordinator : Dr. Vinod Mathew

Presented by : Dr. Sherly
Dr. Annu Chacko.



Pushpagri meditalk live programme started at Radiomayant 90.4. The programme commenced with a brief introduction by Dr. Sherly about the topic - Post extraction instruction after extraction. After the introduction the topic was explained in detail by Dr. Annu Chacko. The topic covered about the necessity to follow instructions to avoid complication & for better healing. Instruction that must follow by the patient after extraction was explained in such a manner that they will do for the better recovery of the extraction site.

The session was concluded by making people realize the need of following instruction & also the importance to replace missing teeth region to avoid unnecessary movements of adjacent teeth & for better occlusion. The programme concluded at 10:00am. ~~by~~ by Dr. Annu Chacko & then RJ signed off.

Evaluation was based on Subject knowledge
speech clarity
Modulation
Content, Confidence.

Listener	Observer	Presenter
Subject knowledge was good.	Presenter maintained the confidence throughout the programme.	Program helped to improve my confidence.

RADIOPROGRAMME : PUSHPAVANI AROGYAM

Subject : Clear aligners
 Date : 21/07/2022
 Chief coordinator: Dr. Vinod Mathew
 Presented by : Dr. Robin Alex Cherian
 Dr. Anoop Ramachandran

Pushpagiri Meditalk live programme started at Radio MACFAST 90.4. The programme commenced with a brief introduction by Dr. Robin Alex Cherian about the topic Clear aligners. After the introduction the topic was explained in detail by Dr. Anoop Ramachandran. The topic covered about uses, indications, contraindications and management of clear aligners. The session was concluded by giving awareness about the importance of taking clear aligners and maintaining the oral hygiene. The programme concluded at 10:00am RJ then signed off.

Evaluation was based on
 Subject knowledge
 Speech clarity
 Modulation
 Content
 Confidence.

Listener	Observer	Presenter
Subject knowledge was good	Presenter maintained the confidence throughout the programme	Programme helped to improve my confidence
Clarity & presentation was good	It was informative	Time limit was maintained.

RADIOPROGRAMME : PUSHPAGIRI AROGIYAM

Subject : Early childhood caries.

Date : 4/02/2022

Chief coordinator : Dr. Vinod Mathew

Presented by : Dr. Subbalakshmi

Dr. Kaipa Mariam Kuzian



Pushpagiri mediatalk live programme started at RADIO MACFAST 90.4. The programme commenced with a brief introduction by Dr. Subbalakshmi about the topic 'Early childhood caries'. After the introduction the topic was explained in detail by Dr. Kaipa Mariam Kuzian. The topic covered about signs & symptoms, causes, management & prevention of early childhood caries.

The session was concluded by making people aware about the importance of milk teeth & its prevention of caries. The programme concluded at 10:00am. RJ signed off.

Evaluation was based on knowledge of subject
 Speech clarity
 Modulation
 Content
 Confidence

Listener	Observer	Presenter
Subject knowledge was good	Presenter maintained the confidence throughout the programme	Programme helped to improve my confidence
Clarity & presentation was good	It was informative	Time limit was maintained.

RADIO PROGRAMME : PUSHPAGIRI AROGYAM

Subject : Dental prosthesis ; its problems and solution.

Date : 14 April 2022

Chief coordinator : Dr Vinod Mathew

Presented by : Dr Rino Reopak Soman

Dr. Rani Teresa Jose



Pushpagiri Radiotalk live program started at Radionac just 90.4. The program commenced with brief introduction by Dr. Rino Reopak Soman about the topic dental prosthesis - its associated problems and solutions. After the introduction, the topic was explained in detail by Dr. Rani Teresa Jose. The topics covered were necessity of replacing the missing teeth, its advantages, disadvantages, problems associated with fixed denture, removable denture and implants and its solution.

The session was concluded by making people realise about the various solutions to the problems associated with dental prosthesis. The program was concluded at 10:00am. RJ then signed off.

Evaluation was based on:

- subject knowledge
- speech clarity
- Modulation
- content
- confidence

Listener
subject knowledge
was good
clarity of presentation

Observer
Presenter maintained
confidence throughout
program.
It was informative

Presenter
Program helped to
improve my
confidence
Time limit was
maintained



RADIO PROGRAM : PUSHPAGIRI AROGYAM.

Subject : Pre and Post operative instructions after Extractions

Date : 04/08/2022.

Chief coordinator : Dr Vinod Mathew

Presented by : Dr Ravi Rajan
Dr Silja C A

Pushpagiri meditelus live programme started at Radiomacast 90.4. The programme commenced with a brief introduction by Dr. Ravi Rajan about the topic - Pre and post operative instructions after extraction. After the introduction the topic was explained in detail by Dr. Silja C A. The topic covered about the necessity to follow instruction to avoid complication & for better healing. Instruction that must follow by the patient after extraction was explained in a such a manner that they will do for the better recovery of the extraction site.

The session was concluded by making people realize the importance of regular checkup & maintaining the oral health. The programme concluded at 10:00 am P.M. The signed off.

Evaluation was based on subject knowledge

Speech clarity
modulation

content, confidence

Listener	Observer	Presenter
subject knowledge was good.	presenter maintained the confidence throughout the programme.	Program helped to improve my confidence

RADIOPROGRAMME - PUSHPAVANI AROGYAM

Subject: Fixed Partial Denture

Date: 02/06/2022

Chief coordinator: Dr. Vinod Mathew

Presented by: Dr. Rene Kuriakose

Dr. Geetha Thomas



Rushpagiri Meditalk live programme started at Radio Macfast 90.4. The programme commenced with an introduction by Dr. Rene Kuriakose, wherein she explained about importance of teeth in various functions like speech, swallowing. Teeth also plays a major role in maintaining facial aesthetics and level of confidence. She had also explained about various types of fixed partial dentures and their uses. After introduction, the topic was explained in detail by Dr. Geetha Thomas. The topics covered were about various conditions where we could use FPD, its advantages and disadvantages. The various measures to be taken after placing FPD were also discussed. The various types of FPD's available were also explained in the session. The session was concluded by making people aware about various types of FPD's. The session was concluded at 10:00 am. The RJ then signed off.

Evaluation was based on:-

- Subject knowledge
- Speech clarity
- Modulation
- Content
- Confidence.

Listener	Observer	Procedure
Subject knowledge was good.	Presenter maintained the confidence throughout	Programme helped to improve my confidence
Chairman at present H.		